


UPSHUR COUNTY, TEXAS  
AUDITOR'S REPORT  
MONTHLY UNAUDITED FINANCIAL REPORT  
FY 2023



*For the Month Ended*

*January 31, 2023*

**UPSHUR COUNTY, TEXAS  
AUDITOR'S REPORT  
MONTHLY UNAUDITED FINANCIAL REPORT  
FY 2023**

**TABLE OF CONTENTS**

<u>Description</u>	<u>Dept. /Fund</u>	<u>Page</u>
Cover Letter		x
FY 23 Monthly Financial Highlights		xx
Table of Contents		xxx
General Fund Revenues	.....	1
<b>General Fund Expenditures- Departments</b>		
Commissioner Court	401	3
County Clerk	403	3
Emergency Management	406	3
Non-Departmental	409	3
Tele Communications	410	4
Computer	411	4
County Court	426	4
115 <sup>th</sup> District Court	435	5
District Clerk	450	5
Justice of the Peace # 1	451	5
Justice of the Peace # 2	452	6
Justice of the Peace # 3	453	6
Justice of the Peace # 4	454	6
District Attorney	476	6
Elections	490	7
County Auditor	495	7
County Treasurer	497	7
Tax Assessor	499	8
Appraisal District	505	8
County Buildings	510	8
Constable 1	551	8
Constable 2	552	9
Constable 3	553	9
Constable 4	554	9
County Sheriff	560	10

County Jail	565	10
Adult Probation	570	10
Juvenile Probation Board	574	11
Juvenile Probation	575	11
DPS	580	11
Road and Bridge	611	11
Right of Way	625	12
Allocations to Organizations	633	12
Indigent Health	642	12
County Library	650	12
Historical Commission	655	12
Extension Service	665	12
Waste Disposal	665	13
Insurance Fund	101	14
Pooled Cash Report		18

**Upshur County Auditor**

P.O. Box 730  
Gilmer, TX 75644  
(903) 843-4001  
(903) 843-4818 fax



**Connie Williams**  
County Auditor  
**Linda Sikes**  
Assistant Auditor  
**Greg Dodson**  
Assistant Auditor

February 3, 2023  
County Judge Todd Tefteller  
Commissioner Pct. 1 Gene Dolle  
Commissioner Pct. 2 Dustin Nicholson  
Commissioner Pct. 3 Michael Ashley  
Commissioner Pct. 4 Jay Miller

Honorable Judge and Commissioners;

The unaudited Monthly Financial Report of Upshur County, Texas is attached for the period from January 1, 2023 through January 31, 2023. This report was prepared by the County Auditor in compliance with Chapter 114 of the Local Government Code.

The Monthly Financial Report is presented in five sections: Financial Highlights, Budget Report General Fund, Budget Report Insurance Fund, and the Pooled Cash Report.

This report provides a general overview of Upshur County finances at a specific point in the fiscal year. Questions concerning any of the information provided in this report or requests for additional information should be addressed to the County Auditor at the above listed address or via e-mail at [connie.williams@countyofupshur.com](mailto:connie.williams@countyofupshur.com).

Sincerely,

A handwritten signature in cursive script, appearing to read "Connie Williams".

Connie Williams, Upshur County Auditor

**UPSHUR COUNTY, TEXAS  
AUDITOR'S REPORT  
MONTHLY UNAUDITED FINANCIAL REPORT**

***FINANCIAL HIGHLIGHTS***

As of January 31, 2023 we have 8 months or 75% of the year remaining

**General Fund Revenue:**

Eighty-five percent (89%) of the total general fund budgeted revenue comes from three categories, so it is critical that we stay on target in the following categories;

- Current Taxes and penalties- FY 23 Budget is \$ 12,582,142 which is 66.66% of total budget.

Through 1/31/23 we have collected \$ 9 million or 27% of budget. We are now just slightly behind collections at the same time last year. However, the New Diana tax statements were delayed due to the required election and were mailed out in late November.

- County Sales Tax- FY 23 Budget \$ 1,456,000 which is 9% of total budget

Through 1/31/23 we have collected \$ 665 K or 54% of budget. We are averaging a monthly collection of \$ 168 K and if this remains consistent we will exceed the budgeted collections.

- DMV and Tax Assessor Fees- FY 23 Budget \$ 940K which is 6% of total budget

The Texas Comptroller remits a portion of the vehicle registration fee and the optional \$ 10 road and bridge fee to the County. Through 12/31/22 we have collected \$ 275K or 30% of the total budget.

### ***General Fund Expense:***


- With the following exceptions, all departments are at or above 66.67 % of their remaining budget:
  - Computer- Most of the annual maintenance contracts, Incode, NetData and Trittech Software are due in October and have been paid.
  - Elections- The lease payment for the new election equipment was paid in October 2022 and represents a large portion of the departmental budget.
  - Library- total budget for Library materials is \$ 45,000. Through January 31, the library has expended 24K or 44% of total budget

### ***Insurance Fund***

Insurance Claims and Prescriptions are at expected levels through January 31, although I am seeing increases in claims expense. Claims expense is averaging \$ 76 K per month and if claims remain at this level through the remainder of the year we should end the year slightly under budget.

### ***Pooled Cash Report***

As of January 31, 2023, total Cash Balance in all accounts combined (excluding the Insurance Fund and School Funds) was \$ 24,604,735.06 of this amount \$ 17,984,334.91 belongs to the General Fund and \$ 6,620,400.15 belongs to our Dedicated Funds (Grants, CSCD, Juvenile Probation, and legally dedicated funds.)



Upshur County

# Auditor's Budget Report

## Account Summary

For Fiscal: 2022-2023 Period Ending: 01/31/2023

	Current Total Budget	Period Activity	Fiscal Activity	Encumbrances	Variance Favorable (Unfavorable)	Percent Remaining
<b>Fund: 100 - GENERAL FUND</b>						
<b>Revenue</b>						
<b>RevCategory: 30 - Property Taxes</b>						
<u>100-300-3000</u> Current Taxes	12,352,142.00	4,552,582.20	9,019,999.66	0.00	-3,332,142.34	26.98 %
<u>100-300-3010</u> Penalties & Interest	230,000.00	11,065.65	76,742.02	0.00	-153,257.98	66.63 %
<b>RevCategory: 30 - Property Taxes Total:</b>	<b>12,582,142.00</b>	<b>4,563,647.85</b>	<b>9,096,741.68</b>	<b>0.00</b>	<b>-3,485,400.32</b>	<b>27.70 %</b>
<b>RevCategory: 31 - DMV Fees</b>						
<u>100-310-3100</u> Motor Vehicle Registration	360,000.00	107,893.22	107,893.22	0.00	-252,106.78	70.03 %
<u>100-310-3110</u> Auto R&B \$10 Fee	340,000.00	26,020.00	115,030.00	0.00	-224,970.00	66.17 %
<u>100-310-3120</u> Tax Assessor's Portion	240,000.00	9,396.55	52,079.70	0.00	-187,920.30	78.30 %
<b>RevCategory: 31 - DMV Fees Total:</b>	<b>940,000.00</b>	<b>143,309.77</b>	<b>275,002.92</b>	<b>0.00</b>	<b>-664,997.08</b>	<b>70.74 %</b>
<b>RevCategory: 32 - Other Taxes, Licenses &amp; Permits</b>						
<u>100-320-3200</u> County Sales Tax	1,456,000.00	160,997.87	664,562.82	0.00	-791,437.18	54.36 %
<u>100-320-3210</u> Mixed Drink Tax	18,000.00	2,413.61	10,501.35	0.00	-7,498.65	41.66 %
<u>100-320-3220</u> Bingo	0.00	0.00	0.00	0.00	0.00	0.00 %
<u>100-320-3230</u> Boat Licenses	3,500.00	242.53	1,224.07	0.00	-2,275.93	65.03 %
<u>100-320-3231</u> Hunting & Fishing Licenses	0.00	0.00	0.00	0.00	0.00	0.00 %
<u>100-320-3240</u> Marriage Licenses	6,000.00	390.00	2,292.50	0.00	-3,707.50	61.79 %
<u>100-320-3250</u> Waste Disposal Fees	5,000.00	395.00	1,371.19	0.00	-3,628.81	72.58 %
<u>100-320-3260</u> Game Room Permit Fees	0.00	0.00	2,000.00	0.00	2,000.00	0.00 %
<b>RevCategory: 32 - Other Taxes, Licenses &amp; Permit</b>	<b>1,488,500.00</b>	<b>164,439.01</b>	<b>681,951.93</b>	<b>0.00</b>	<b>-806,548.07</b>	<b>54.19 %</b>
<b>RevCategory: 33 - State &amp; Federal Funding</b>						
<u>100-330-3300</u> Indigent Defense Grant	24,000.00	0.00	0.00	0.00	-24,000.00	100.00 %
<u>100-330-3301</u> SCAAP Grant	0.00	0.00	0.00	0.00	0.00	0.00 %
<u>100-330-3304</u> TXDOT Grant	0.00	0.00	0.00	0.00	0.00	0.00 %
<u>100-330-3305</u> Capital Murder Trial Grant	0.00	0.00	0.00	0.00	0.00	0.00 %
<u>100-330-3306</u> Texas Historical Commission Grant	0.00	0.00	0.00	0.00	0.00	0.00 %
<u>100-330-3308</u> Homeland Security Grants	0.00	0.00	0.00	0.00	0.00	0.00 %
<u>100-330-3309</u> Disaster Grant Revenue	0.00	0.00	0.00	0.00	0.00	0.00 %
<u>100-330-3312</u> Gross Weight & Axle Fees	52,000.00	0.00	28,088.09	0.00	-23,911.91	45.98 %
<u>100-330-3313</u> Lateral Road	40,000.00	0.00	39,833.04	0.00	-166.96	0.42 %
<u>100-330-3314</u> Juror Reimb from State	4,000.00	0.00	3,808.00	0.00	-192.00	4.80 %
<u>100-330-3315</u> Tobacco Settlement Funds	6,000.00	0.00	0.00	0.00	-6,000.00	100.00 %
<u>100-330-3316</u> Salary Supplement County Judge	25,200.00	0.00	10,050.00	0.00	-15,150.00	60.12 %
<u>100-330-3317</u> ETCOG Grant	0.00	0.00	0.00	0.00	0.00	0.00 %
<u>100-330-3318</u> FEMA Reimbursement	0.00	0.00	0.00	0.00	0.00	0.00 %
<u>100-330-3319</u> Unclaimed Capital Credits	0.00	0.00	0.00	0.00	0.00	0.00 %
<u>100-330-3320</u> DA State Appropriation	27,500.00	0.00	9,166.66	0.00	-18,333.34	66.67 %
<u>100-330-3321</u> Other State Grant Revenue	0.00	0.00	0.00	0.00	0.00	0.00 %
<u>100-330-3324</u> Veterans' Transportation Grant	0.00	0.00	0.00	0.00	0.00	0.00 %
<u>100-330-3325</u> Chapter 19 Voter Registration Funding	0.00	0.00	0.00	0.00	0.00	0.00 %
<u>100-330-3326</u> DA State Supplement	0.00	0.00	0.00	0.00	0.00	0.00 %
<u>100-330-3327</u> Texas State Library Grant	0.00	0.00	0.00	0.00	0.00	0.00 %
<u>100-330-3328</u> SANE OAG State Funding	0.00	0.00	0.00	0.00	0.00	0.00 %
<u>100-330-3329</u> Asst DA Longevity	1,320.00	600.00	960.00	0.00	-360.00	27.27 %
<u>100-330-3331</u> TX Historical Commission Master Plan Gra	0.00	0.00	0.00	0.00	0.00	0.00 %
<b>RevCategory: 33 - State &amp; Federal Funding Total:</b>	<b>180,020.00</b>	<b>600.00</b>	<b>91,905.79</b>	<b>0.00</b>	<b>-88,114.21</b>	<b>48.95 %</b>
<b>RevCategory: 34 - Reimbursements</b>						
<u>100-340-3400</u> Out of County Prisoners	180,000.00	31,520.46	182,123.82	0.00	2,123.82	101.18 %
<u>100-340-3410</u> Prisoner Medical	12,000.00	1,131.21	5,166.07	0.00	-6,833.93	56.95 %
<u>100-340-3420</u> Prisoner Phone	73,000.00	0.00	0.00	0.00	-73,000.00	100.00 %

Auditor's Budget Report

For Fiscal: 2022-2023 Period Ending: 01/31/2023

	Current Total Budget	Period Activity	Fiscal Activity	Encumbrances	Variance Favorable (Unfavorable)	Percent Remaining
<u>100-340-3430</u> Resource Officers	396,162.48	47,162.20	117,905.50	0.00	-278,256.98	70.24 %
<u>100-340-3440</u> Marlon County ProRata	14,145.00	1,544.72	5,916.47	0.00	-8,228.53	58.17 %
<u>100-340-3450</u> Attorney Fees	27,000.00	1,170.19	8,561.76	0.00	-18,438.24	68.29 %
<u>100-340-3460</u> Interpreter Fees Reimbursement	0.00	0.00	0.00	0.00	0.00	0.00 %
<u>100-340-3470</u> Insurance Recovery from Loss	50,000.00	2,082.29	4,890.17	0.00	-45,109.83	90.22 %
<u>100-340-3480</u> Restitution	0.00	0.00	4,000.00	0.00	4,000.00	0.00 %
<u>100-340-3490</u> Certified Mail Reimbursement	0.00	0.00	0.00	0.00	0.00	0.00 %
<b>RevCategory: 34 - Reimbursements Total:</b>	<b>752,307.48</b>	<b>84,611.07</b>	<b>328,563.79</b>	<b>0.00</b>	<b>-423,743.69</b>	<b>56.33 %</b>
<b>RevCategory: 35 - Fees &amp; Fines</b>						
<u>100-350-3500</u> County Judge Fee	600.00	56.00	308.00	0.00	-292.00	48.67 %
<u>100-350-3501</u> Sheriff Fee	58,000.00	3,824.81	21,016.44	0.00	-36,983.56	63.76 %
<u>100-350-3502</u> County Clerk Fee	270,000.00	19,027.50	84,998.34	0.00	-185,001.66	68.52 %
<u>100-350-3503</u> Vital Statistics Fee	2,500.00	183.00	795.00	0.00	-1,705.00	68.20 %
<u>100-350-3504</u> Tax Assessor Collector Fee	70,000.00	4,360.21	20,337.04	0.00	-49,662.96	70.95 %
<u>100-350-3505</u> District Attorney Fee	800.00	89.60	407.84	0.00	-392.16	49.02 %
<u>100-350-3506</u> District Clerk Fee	68,400.00	4,294.00	27,794.83	0.00	-40,605.17	59.36 %
<u>100-350-3507</u> Jury Fees Fee	4,000.00	69.37	145.72	0.00	-3,854.28	96.36 %
<u>100-350-3508</u> Court Reporter Fees	10,000.00	1,238.44	5,361.15	0.00	-4,638.85	46.39 %
<u>100-350-3509</u> Addl Court Cost T.C. 542.403	3,000.00	172.36	653.38	0.00	-2,346.62	78.22 %
<u>100-350-3510</u> JP Miscellaneous Fees	12,000.00	344.81	1,775.79	0.00	-10,224.21	85.20 %
<u>100-350-3515</u> Constable #1 Service Fees	5,000.00	496.00	1,392.00	0.00	-3,608.00	72.16 %
<u>100-350-3516</u> Constable #2 Service Fees	3,200.00	700.00	3,050.00	0.00	-150.00	4.69 %
<u>100-350-3517</u> Constable #3 Service Fees	5,000.00	1,050.00	3,350.00	0.00	-1,650.00	33.00 %
<u>100-350-3518</u> Constable #4 Service Fees	4,000.00	1,300.00	3,700.00	0.00	-300.00	7.50 %
<u>100-350-3519</u> Juvenile Probation Attorney Fees	500.00	50.00	500.00	0.00	0.00	0.00 %
<u>100-350-3520</u> State Fee 10% Fee	12,800.00	3,404.59	6,631.78	0.00	-6,168.22	48.19 %
<u>100-350-3521</u> Time Payment Fee - County 1/2	2,000.00	106.04	201.89	0.00	-1,798.11	89.91 %
<u>100-350-3523</u> Warrant Fees	24,000.00	1,804.05	5,058.50	0.00	-18,941.50	78.92 %
<u>100-350-3524</u> Judiciary Fund County	500.00	3.37	20.97	0.00	-479.03	95.81 %
<u>100-350-3525</u> District Court Fines	50,000.00	3,538.00	17,313.89	0.00	-32,686.11	65.37 %
<u>100-350-3526</u> Library Fines	1,000.00	94.75	346.51	0.00	-653.49	65.35 %
<u>100-350-3527</u> Justice of Peace #1 Fines	80,000.00	6,502.65	27,774.38	0.00	-52,225.62	65.28 %
<u>100-350-3528</u> Justice of Peace #2 Fines	50,000.00	4,652.73	15,173.96	0.00	-34,826.04	69.65 %
<u>100-350-3529</u> Justice of Peace #3 Fines	30,000.00	2,830.15	7,269.28	0.00	-22,730.72	75.77 %
<u>100-350-3530</u> Justice of Peace #4 Fines	25,000.00	1,803.38	8,464.12	0.00	-16,535.88	66.14 %
<u>100-350-3531</u> County Court Fines	20,000.00	818.88	4,779.00	0.00	-15,221.00	76.11 %
<u>100-350-3532</u> Bond Forfeitures	500.00	0.00	0.00	0.00	-500.00	100.00 %
<u>100-350-3553</u> Truancy Court Cost \$50	500.00	636.35	2,096.51	0.00	1,596.51	419.30 %
<u>100-350-3554</u> Administrative Transaction Fees	2,500.00	239.64	844.12	0.00	-1,655.88	66.24 %
<u>100-350-3555</u> Omni Fees	1,000.00	199.60	636.14	0.00	-363.86	36.39 %
<u>100-350-3556</u> County Speciality Court Acct	500.00	172.39	995.97	0.00	495.97	199.19 %
<u>100-350-3557</u> Book Replacement Fees	0.00	62.00	305.45	0.00	305.45	0.00 %
<b>RevCategory: 35 - Fees &amp; Fines Total:</b>	<b>817,300.00</b>	<b>64,124.67</b>	<b>273,498.00</b>	<b>0.00</b>	<b>-543,802.00</b>	<b>66.54 %</b>
<b>RevCategory: 37 - Interest</b>						
<u>100-370-3700</u> Interest	10,000.00	49,981.35	150,885.48	0.00	140,885.48	1,508.85 %
<b>RevCategory: 37 - Interest Total:</b>	<b>10,000.00</b>	<b>49,981.35</b>	<b>150,885.48</b>	<b>0.00</b>	<b>140,885.48</b>	<b>1,408.85 %</b>
<b>RevCategory: 38 - Miscellaneous Revenues</b>						
<u>100-380-3800</u> Sale of Assets	0.00	0.00	0.00	0.00	0.00	0.00 %
<u>100-380-3801</u> Donations	7,000.00	5,000.00	7,200.00	0.00	200.00	102.86 %
<u>100-380-3802</u> Royalties	2,000.00	330.18	1,928.23	0.00	-71.77	3.59 %
<u>100-380-3805</u> Vending Machines	300.00	30.98	30.98	0.00	-269.02	89.67 %
<u>100-380-3820</u> Miscellaneous Revenue	40,000.00	1,095.16	3,997.85	0.00	-36,002.15	90.01 %
<b>RevCategory: 38 - Miscellaneous Revenues Total:</b>	<b>49,300.00</b>	<b>6,456.32</b>	<b>13,157.06</b>	<b>0.00</b>	<b>-36,142.94</b>	<b>73.31 %</b>



Auditor's Budget Report

For Fiscal: 2022-2023 Period Ending: 01/31/2023

	Current Total Budget	Period Activity	Fiscal Activity	Encumbrances	Variance Favorable (Unfavorable)	Percent Remaining
<b>RevCategory: 39 - Transfers In</b>						
<u>100-390-3999</u> Lease Proceeds - Other Financing Sources	0.00	0.00	0.00	0.00	0.00	0.00 %
<b>RevCategory: 39 - Transfers In Total:</b>	<b>0.00</b>	<b>0.00</b>	<b>0.00</b>	<b>0.00</b>	<b>0.00</b>	<b>0.00 %</b>
<b>Revenue Total:</b>	<b>16,819,569.48</b>	<b>5,077,170.04</b>	<b>10,911,706.65</b>	<b>0.00</b>	<b>-5,907,862.83</b>	<b>35.12 %</b>
<b>Expense</b>						
<b>Department: 401 - Commissioner's Court</b>						
<u>100-401-1000</u> Salary Elected Official	202,990.48	16,815.84	67,263.36	0.00	135,727.12	66.86 %
<u>100-401-1200</u> Salary Regular Employee	32,197.28	2,653.75	10,703.05	0.00	21,494.23	66.76 %
<u>100-401-1400</u> Longevity	720.00	60.00	240.00	0.00	480.00	66.67 %
<u>100-401-1900</u> Salary Supplements	25,200.00	2,100.00	8,400.00	0.00	16,800.00	66.67 %
<u>100-401-1960</u> Leave Time / Excess Comp Paid	1.00	2,206.14	2,206.14	0.00	-2,205.14	220,514.00 %
<u>100-401-2200</u> FICA Taxes	19,974.82	1,782.03	6,628.59	0.00	13,346.23	66.82 %
<u>100-401-2300</u> Retirement Match	23,917.47	1,875.87	7,827.63	0.00	16,089.84	67.27 %
<u>100-401-3010</u> Office Supplies	400.00	31.02	102.02	35.00	262.98	65.75 %
<u>100-401-4230</u> Bonds	0.00	100.00	1,493.00	0.00	-1,493.00	0.00 %
<u>100-401-4490</u> Legal Ads & Notices	1,500.00	0.00	205.20	0.00	1,294.80	86.32 %
<u>100-401-4502</u> Educational Expense	8,000.00	1,654.60	2,154.60	0.00	5,845.40	73.07 %
<u>100-401-4600</u> Assoc & Organization Dues	2,900.00	0.00	786.00	0.00	2,114.00	72.90 %
<b>Department: 401 - Commissioner's Court Total:</b>	<b>317,801.05</b>	<b>29,279.25</b>	<b>108,009.59</b>	<b>35.00</b>	<b>209,756.46</b>	<b>66.00 %</b>
<b>Department: 403 - County Clerk</b>						
<u>100-403-1000</u> Salary Elected Official	50,942.48	4,245.20	16,980.80	0.00	33,961.68	66.67 %
<u>100-403-1200</u> Salary Regular Employee	122,920.40	7,924.66	37,222.76	0.00	85,697.64	69.72 %
<u>100-403-1300</u> Part Time Employees	0.00	0.00	0.00	0.00	0.00	0.00 %
<u>100-403-1400</u> Longevity	1,324.00	52.00	246.00	0.00	1,078.00	81.42 %
<u>100-403-1960</u> Leave Time / Excess Comp Paid	1.00	0.00	2,430.57	0.00	-2,429.57	242,957.00 %
<u>100-403-2200</u> FICA Taxes	13,401.87	903.69	4,196.36	0.00	9,205.51	68.69 %
<u>100-403-2300</u> Retirement Match	16,047.21	961.88	4,998.01	0.00	11,049.20	68.85 %
<u>100-403-3010</u> Office Supplies	8,500.00	833.98	2,835.62	42.80	5,621.58	66.14 %
<u>100-403-3035</u> Remote Birth Certificates	2,400.00	111.63	444.69	0.00	1,955.31	81.47 %
<u>100-403-3095</u> Books & Publications	250.00	0.00	0.00	0.00	250.00	100.00 %
<u>100-403-4230</u> Bonds	1,574.50	0.00	332.00	0.00	1,242.50	78.91 %
<u>100-403-4502</u> Educational Expense	4,000.00	0.00	1,442.94	0.00	2,557.06	63.93 %
<u>100-403-4520</u> Local Travel Reimbursement	50.00	15.48	40.98	0.00	9.02	18.04 %
<u>100-403-4600</u> Assoc & Organization Dues	245.00	0.00	125.00	0.00	120.00	48.98 %
<b>Department: 403 - County Clerk Total:</b>	<b>221,656.46</b>	<b>15,048.52</b>	<b>71,295.73</b>	<b>42.80</b>	<b>150,317.93</b>	<b>67.82 %</b>
<b>Department: 405 - Veterans</b>						
<u>100-405-7000</u> VETERANS TRANSPORTATION GRANT	0.00	0.00	0.00	0.00	0.00	0.00 %
<b>Department: 405 - Veterans Total:</b>	<b>0.00</b>	<b>0.00</b>	<b>0.00</b>	<b>0.00</b>	<b>0.00</b>	<b>0.00 %</b>
<b>Department: 406 - Emergency Management</b>						
<u>100-406-1300</u> Part Time Employee	22,200.08	1,850.00	7,400.00	0.00	14,800.08	66.67 %
<u>100-406-1960</u> Excess Comp	1.00	0.00	0.00	0.00	1.00	100.00 %
<u>100-406-2200</u> FICA Taxes	1,698.38	141.52	566.08	0.00	1,132.30	66.67 %
<u>100-406-2300</u> Retirement Match	2,033.62	145.60	653.98	0.00	1,379.64	67.84 %
<u>100-406-3200</u> Gasoline	1,200.00	90.67	90.67	0.00	1,109.33	92.44 %
<u>100-406-3420</u> Vehicle Repair & Maintenance	1,000.00	90.00	90.00	0.00	910.00	91.00 %
<u>100-406-3430</u> Equipment Repair & Maintenance	2,500.00	0.00	0.00	0.00	2,500.00	100.00 %
<u>100-406-3485</u> COVID-19 Expenses	0.00	0.00	0.00	0.00	0.00	0.00 %
<u>100-406-3506</u> Travel/Meals/Mileage	500.00	0.00	0.00	0.00	500.00	100.00 %
<u>100-406-4495</u> Contracted Services	0.00	0.00	0.00	0.00	0.00	0.00 %
<u>100-406-5500</u> Vehicles	0.00	0.00	0.00	0.00	0.00	0.00 %
<u>100-406-7000</u> Grant	0.00	0.00	0.00	0.00	0.00	0.00 %
<u>100-406-7002</u> COVID Payroll Contra	0.00	0.00	0.00	0.00	0.00	0.00 %
<b>Department: 406 - Emergency Management Total</b>	<b>31,133.08</b>	<b>2,317.79</b>	<b>8,800.73</b>	<b>0.00</b>	<b>22,332.35</b>	<b>71.73 %</b>
<b>Department: 409 - Non-Departmental</b>						
<u>100-409-1200</u> Payroll Accrual (use at FY end only)	0.00	0.00	0.00	0.00	0.00	0.00 %
<u>100-409-1400</u> FY Raise	30,000.00	2,187.50	8,887.50	0.00	21,112.50	70.38 %

Auditor's Budget Report

For Fiscal: 2022-2023 Period Ending: 01/31/2023

	Current Total Budget	Period Activity	Fiscal Activity	Encumbrances	Variance Favorable (Unfavorable)	Percent Remaining
<u>100-409-1960</u> Leave Time Contingency	1.50	0.00	0.00	0.00	1.50	100.00 %
<u>100-409-2200</u> FICA Taxes	2,101.03	160.25	708.69	0.00	1,392.34	66.27 %
<u>100-409-2300</u> Retirement Match	2,748.00	172.13	853.87	0.00	1,894.13	68.93 %
<u>100-409-2400</u> Workers' Comp	110,825.28	6,383.20	59,201.33	0.00	51,623.95	46.58 %
<u>100-409-2500</u> Unemployment Comp	15,000.00	856.39	4,955.09	0.00	10,044.91	66.97 %
<u>100-409-3015</u> Bank Fees	250.00	25.31	-4.69	0.00	254.69	101.88 %
<u>100-409-3080</u> Postage	41,000.00	2,125.00	18,616.92	0.00	22,383.08	54.59 %
<u>100-409-3090</u> Post Office Box Rental	420.00	0.00	0.00	0.00	420.00	100.00 %
<u>100-409-3502</u> Christmas Lights/Yulefest/Employee Luncheon	7,500.00	0.00	7,001.01	0.00	498.99	6.65 %
<u>100-409-3508</u> Penalties and Interest	0.00	0.00	0.00	0.00	0.00	0.00 %
<u>100-409-4010</u> Petit Jury	500.00	0.00	60.00	0.00	440.00	88.00 %
<u>100-409-4140</u> Omnibase JP Collection Services	3,000.00	176.15	394.30	0.00	2,605.70	86.86 %
<u>100-409-4160</u> Audit & Accounting Fees	35,175.00	0.00	0.00	0.00	35,175.00	100.00 %
<u>100-409-4170</u> Legislative & Administrative Activities	0.00	0.00	0.00	0.00	0.00	0.00 %
<u>100-409-4175</u> Postmortem Expenses	45,000.00	6,750.00	16,490.00	0.00	28,510.00	63.36 %
<u>100-409-4200</u> Property & General Liability Insurance	235,800.00	92,628.00	163,938.00	0.00	71,862.00	30.48 %
<u>100-409-4410</u> Service Agreements	22,560.00	1,353.55	7,987.24	0.00	14,572.76	64.60 %
<u>100-409-4491</u> Game Room Inspections	0.00	0.00	0.00	0.00	0.00	0.00 %
<u>100-409-4492</u> Game Room Misc Expense	0.00	0.00	0.00	0.00	0.00	0.00 %
<u>100-409-4495</u> Contracted Services	26,000.00	235.00	11,377.50	0.00	14,622.50	56.24 %
<u>100-409-4496</u> Lobbying	0.00	0.00	0.00	0.00	0.00	0.00 %
<u>100-409-4600</u> Assoc & Organization Dues	11,100.00	0.00	0.00	0.00	11,100.00	100.00 %
<u>100-409-4700</u> Lease Payments	0.00	0.00	0.00	0.00	0.00	0.00 %
<u>100-409-4811</u> Indigent Cemetery Costs	10,500.00	750.00	3,930.00	0.00	6,570.00	62.57 %
<u>100-409-4955</u> Contingency	1,851,472.56	0.00	0.00	0.00	1,851,472.56	100.00 %
<u>100-409-4957</u> Capital Murder Contingency	36,000.00	0.00	0.00	0.00	36,000.00	100.00 %
<u>100-409-4958</u> Capital Improvement Contingency	60,000.00	137.00	137.00	0.00	59,863.00	99.77 %
<u>100-409-5400</u> Office Machines & Equipment	12,000.00	0.00	0.00	0.00	12,000.00	100.00 %
<u>100-409-5450</u> Furniture & Fixtures	2,000.00	0.00	0.00	0.00	2,000.00	100.00 %
<u>100-409-5500</u> Vehicles	0.00	0.00	0.00	0.00	0.00	0.00 %
<u>100-409-5700</u> Insured Items Replacement/Repair	50,000.00	1,147.52	3,955.40	934.00	45,110.60	90.22 %
<b>Department: 409 - Non-Departmental Total:</b>	<b>2,610,953.37</b>	<b>115,087.00</b>	<b>308,489.16</b>	<b>934.00</b>	<b>2,301,530.21</b>	<b>88.15 %</b>
<b>Department: 410 - Tele Communications</b>						
<u>100-410-4330</u> Local Telephone Service	80,000.00	7,415.09	29,153.77	0.00	50,846.23	63.56 %
<u>100-410-4335</u> Cell Phone Service	4,000.00	389.07	1,304.67	0.00	2,695.33	67.38 %
<b>Department: 410 - Tele Communications Total:</b>	<b>84,000.00</b>	<b>7,804.16</b>	<b>30,458.44</b>	<b>0.00</b>	<b>53,541.56</b>	<b>63.74 %</b>
<b>Department: 411 - Computer</b>						
<u>100-411-3010</u> Office Supplies	1,000.00	0.00	0.00	0.00	1,000.00	100.00 %
<u>100-411-4450</u> Software Maintenance	300,000.00	5,919.20	287,625.28	12,000.00	374.72	0.12 %
<u>100-411-4495</u> Contracted Services	61,600.00	4,167.00	16,668.00	0.00	44,932.00	72.94 %
<u>100-411-5200</u> Computer Equipment	60,000.00	2,669.56	4,576.49	0.00	55,423.51	92.37 %
<u>100-411-5250</u> Computer Software	5,000.00	0.00	0.00	0.00	5,000.00	100.00 %
<b>Department: 411 - Computer Total:</b>	<b>427,600.00</b>	<b>12,755.76</b>	<b>308,869.77</b>	<b>12,000.00</b>	<b>106,730.23</b>	<b>24.96 %</b>
<b>Department: 426 - County Court</b>						
<u>100-426-1200</u> Salary Regular Employee	40,041.68	3,336.80	13,347.20	0.00	26,694.48	66.67 %
<u>100-426-1400</u> Longevity	720.00	60.00	240.00	0.00	480.00	66.67 %
<u>100-426-1960</u> Leave Time / Excess Comp Paid	3,250.00	769.43	2,610.89	0.00	639.11	19.66 %
<u>100-426-2200</u> FICA Taxes	3,366.89	299.54	1,162.53	0.00	2,204.36	65.47 %
<u>100-426-2300</u> Retirement Match	4,031.47	327.89	1,430.02	0.00	2,601.45	64.53 %
<u>100-426-3010</u> Office Supplies	1,500.00	0.00	0.00	0.00	1,500.00	100.00 %
<u>100-426-3095</u> Books & Publications	400.00	0.00	0.00	0.00	400.00	100.00 %
<u>100-426-4010</u> Petit Jury	5,000.00	0.00	0.00	0.00	5,000.00	100.00 %
<u>100-426-4015</u> Sub Court Reporter	12,000.00	1,080.00	3,835.00	0.00	8,165.00	68.04 %
<u>100-426-4110</u> Senate Bill 7 Appointments	50,000.00	450.00	7,806.50	0.00	42,193.50	84.39 %
<u>100-426-4135</u> Court Costs & Services	9,000.00	1,060.00	3,385.00	0.00	5,615.00	62.39 %
<u>100-426-4145</u> Transcripts	0.00	0.00	0.00	0.00	0.00	0.00 %
<u>100-426-4502</u> Educational Expense	1,500.00	0.00	0.00	0.00	1,500.00	100.00 %

Auditor's Budget Report

For Fiscal: 2022-2023 Period Ending: 01/31/2023

	Current Total Budget	Period Activity	Fiscal Activity	Encumbrances	Variance Favorable (Unfavorable)	Percent Remaining
<u>100-426-4600</u> Association & Organizational Dues	200.00	0.00	200.00	0.00	0.00	0.00 %
<u>100-426-7002</u> COVID Payroll Contra	0.00	0.00	0.00	0.00	0.00	0.00 %
<b>Department: 426 - County Court Total:</b>	<b>131,010.04</b>	<b>7,383.66</b>	<b>34,017.14</b>	<b>0.00</b>	<b>96,992.90</b>	<b>74.03 %</b>
<b>Department: 435 - 115th District Court</b>						
<u>100-435-1100</u> Salary Appointed Official	75,598.16	6,299.84	25,199.36	0.00	50,398.80	66.67 %
<u>100-435-1200</u> Salary Regular Employees	72,170.56	5,789.20	23,156.80	0.00	49,013.76	67.91 %
<u>100-435-1300</u> Wages Part Time Employees	0.00	0.00	0.00	0.00	0.00	0.00 %
<u>100-435-1400</u> Longevity	900.00	72.00	276.00	0.00	624.00	69.33 %
<u>100-435-1900</u> Leave Time / Excess Comp Paid	0.00	0.00	0.00	0.00	0.00	0.00 %
<u>100-435-2200</u> FICA Taxes	11,373.15	908.86	3,634.60	0.00	7,738.55	68.04 %
<u>100-435-2300</u> Retirement Match	13,618.05	957.06	4,297.80	0.00	9,320.25	68.44 %
<u>100-435-3010</u> Office Supplies	1,500.00	228.10	503.05	0.00	996.95	66.46 %
<u>100-435-3090</u> Post Office Box Rental	72.00	0.00	90.00	0.00	-18.00	-25.00 %
<u>100-435-3095</u> Books & Publications	6,000.00	551.47	2,205.88	0.00	3,794.12	63.24 %
<u>100-435-3110</u> Uniforms & Accessories - Bailiff	300.00	0.00	0.00	0.00	300.00	100.00 %
<u>100-435-4010</u> Petit Jury	15,000.00	2,750.00	7,690.00	0.00	7,310.00	48.73 %
<u>100-435-4011</u> Grand Jury	7,500.00	90.00	2,110.00	0.00	5,390.00	71.87 %
<u>100-435-4013</u> Visiting Judge	1,000.00	125.13	226.38	0.00	773.62	77.36 %
<u>100-435-4015</u> Sub Court Reporter	5,000.00	0.00	0.00	0.00	5,000.00	100.00 %
<u>100-435-4110</u> Senate Bill 7 Appointments	160,000.00	10,453.25	57,731.00	0.00	102,269.00	63.92 %
<u>100-435-4120</u> Court Appointed Atty - Civil	160,000.00	7,015.75	19,410.02	0.00	140,589.98	87.87 %
<u>100-435-4125</u> Capital Murder Trial Expenses	0.00	0.00	0.00	0.00	0.00	0.00 %
<u>100-435-4135</u> Court Costs & Services	2,500.00	0.00	590.00	0.00	1,910.00	76.40 %
<u>100-435-4145</u> Transcripts	7,500.00	0.00	1,582.40	0.00	5,917.60	78.90 %
<u>100-435-4150</u> Juror Expenses	500.00	0.00	37.16	0.00	462.84	92.57 %
<u>100-435-4185</u> Psychological Evaluatlons	10,000.00	0.00	5,737.50	0.00	4,262.50	42.63 %
<u>100-435-4340</u> Dedicated Phone Line	0.00	0.00	0.00	0.00	0.00	0.00 %
<u>100-435-4495</u> Contracted Services	0.00	0.00	0.00	0.00	0.00	0.00 %
<u>100-435-4502</u> Educational Expense	3,000.00	0.00	0.00	0.00	3,000.00	100.00 %
<u>100-435-4520</u> Local Travel Reimbursement	100.00	0.00	0.00	0.00	100.00	100.00 %
<u>100-435-4600</u> Assoc & Organization Dues	4,600.00	0.00	4,449.02	0.00	150.98	3.28 %
<b>Department: 435 - 115th District Court Total:</b>	<b>558,231.92</b>	<b>35,240.66</b>	<b>158,926.97</b>	<b>0.00</b>	<b>399,304.95</b>	<b>71.53 %</b>
<b>Department: 450 - District Clerk</b>						
<u>100-450-1000</u> Salary Elected Official	50,942.48	0.00	12,735.60	0.00	38,206.88	75.00 %
<u>100-450-1200</u> Salary Regular Employee	151,152.40	10,872.92	41,662.01	0.00	109,490.39	72.44 %
<u>100-450-1250</u> Temporary District Clerk	12,735.60	4,245.20	15,980.80	0.00	-4,245.20	-33.33 %
<u>100-450-1400</u> Longevity	204.00	0.00	0.00	0.00	204.00	100.00 %
<u>100-450-1900</u> Salary Supplements	0.00	0.00	0.00	0.00	0.00	0.00 %
<u>100-450-1960</u> Leave Time / Excess Comp Paid	600.00	606.93	1,061.22	0.00	-461.22	-76.87 %
<u>100-450-2200</u> FICA Taxes	16,434.53	1,190.08	5,466.20	0.00	10,968.33	66.74 %
<u>100-450-2300</u> Retirement Match	19,678.47	1,237.59	6,432.65	0.00	13,245.82	67.31 %
<u>100-450-3010</u> Office Supplies	13,000.00	971.28	4,241.14	713.16	8,045.70	61.89 %
<u>100-450-3095</u> Books & Publications	200.00	0.00	0.00	0.00	200.00	100.00 %
<u>100-450-4230</u> Bonds	500.00	0.00	404.00	0.00	96.00	19.20 %
<u>100-450-4502</u> Educational Expense	2,200.00	1,595.70	1,795.70	0.00	404.30	18.38 %
<u>100-450-4520</u> Local Travel Reimbursement	0.00	0.00	0.00	0.00	0.00	0.00 %
<u>100-450-4600</u> Assoc & Organization Dues	0.00	0.00	0.00	0.00	0.00	0.00 %
<u>100-450-7002</u> COVID Payroll Contra	0.00	0.00	0.00	0.00	0.00	0.00 %
<b>Department: 450 - District Clerk Total:</b>	<b>267,647.48</b>	<b>20,719.70</b>	<b>90,779.32</b>	<b>713.16</b>	<b>176,155.00</b>	<b>65.82 %</b>
<b>Department: 451 - Justice of the Peace #1</b>						
<u>100-451-1000</u> Salary Elected Official	43,242.08	3,603.06	14,412.24	0.00	28,829.84	66.67 %
<u>100-451-1200</u> Salary Regular Employee	57,600.16	4,800.00	19,200.00	0.00	38,400.16	66.67 %
<u>100-451-1300</u> Wages Part Time Employees	0.00	0.00	0.00	0.00	0.00	0.00 %
<u>100-451-1400</u> Longevity	558.00	48.00	174.00	0.00	384.00	68.82 %
<u>100-451-1900</u> Salary Supplements	0.00	0.00	0.00	0.00	0.00	0.00 %
<u>100-451-1960</u> Leave Time / Excess Comp Paid	800.00	0.00	670.53	0.00	129.47	16.18 %
<u>100-451-2200</u> FICA Taxes	7,818.32	613.86	2,503.56	0.00	5,314.76	67.98 %

Auditor's Budget Report

For Fiscal: 2022-2023 Period Ending: 01/31/2023

	Current Total Budget	Period Activity	Fiscal Activity	Encumbrances	Variance Favorable [Unfavorable]	Percent Remaining
<u>100-451-2300</u> Retirement Match	9,288.26	665.10	3,047.23	0.00	6,241.03	67.19 %
<u>100-451-3010</u> Office Supplies	2,500.00	260.39	308.39	813.97	1,377.64	55.11 %
<u>100-451-4230</u> Bonds	250.00	0.00	286.00	0.00	-36.00	-14.40 %
<u>100-451-4502</u> Educational Expense	2,000.00	0.00	150.00	0.00	1,850.00	92.50 %
<u>100-451-4520</u> Local Travel Reimbursement	0.00	0.00	0.00	0.00	0.00	0.00 %
<u>100-451-4600</u> Assoc & Organization Dues	300.00	0.00	0.00	0.00	300.00	100.00 %
<b>Department: 451 - Justice of the Peace #1 Total:</b>	<b>124,356.82</b>	<b>9,990.41</b>	<b>40,751.95</b>	<b>813.97</b>	<b>82,790.90</b>	<b>66.58 %</b>
<b>Department: 452 - Justice of the Peace #2</b>						
<u>100-452-1000</u> Salary Elected Official	45,642.08	3,803.50	15,214.00	0.00	30,428.08	66.67 %
<u>100-452-1200</u> Salary Regular Employee	30,505.76	2,542.14	10,168.56	0.00	20,337.20	66.67 %
<u>100-452-1400</u> Longevity	354.00	28.00	112.00	0.00	242.00	68.36 %
<u>100-452-1960</u> Leave Time / Excess Comp Paid	100.00	0.00	0.00	0.00	100.00	100.00 %
<u>100-452-2200</u> FICA Taxes	5,860.04	463.96	1,854.74	0.00	4,005.30	68.35 %
<u>100-452-2300</u> Retirement Match	7,016.73	501.60	2,253.06	0.00	4,763.67	67.89 %
<u>100-452-3010</u> Office Supplies	2,500.00	0.00	64.65	842.00	1,593.35	63.73 %
<u>100-452-4230</u> Bonds	250.00	0.00	0.00	0.00	250.00	100.00 %
<u>100-452-4502</u> Educational Expense	2,000.00	0.00	1,321.50	0.00	678.50	33.93 %
<u>100-452-4520</u> Local Travel Reimbursement	0.00	0.00	0.00	0.00	0.00	0.00 %
<u>100-452-4600</u> Assoc & Organization Dues	285.00	75.00	75.00	0.00	210.00	73.68 %
<b>Department: 452 - Justice of the Peace #2 Total:</b>	<b>94,513.61</b>	<b>7,414.20</b>	<b>31,063.51</b>	<b>842.00</b>	<b>62,608.10</b>	<b>66.24 %</b>
<b>Department: 453 - Justice of the Peace #3</b>						
<u>100-453-1000</u> Salary Elected Official	43,242.08	3,603.50	14,414.00	0.00	28,828.08	66.67 %
<u>100-453-1200</u> Salary Regular Employee	29,400.08	2,450.00	9,800.00	0.00	19,600.08	66.67 %
<u>100-453-1300</u> Wages Part Time Employees	0.00	0.00	0.00	0.00	0.00	0.00 %
<u>100-453-1400</u> Longevity	78.00	4.00	16.00	0.00	62.00	79.49 %
<u>100-453-1960</u> Leave Time / Excess Comp Paid	1.00	0.00	0.00	0.00	1.00	100.00 %
<u>100-453-2200</u> FICA Taxes	5,563.17	450.92	1,802.58	0.00	3,760.59	67.60 %
<u>100-453-2300</u> Retirement Match	6,661.26	476.72	2,141.30	0.00	4,519.96	67.85 %
<u>100-453-3010</u> Office Supplies	2,000.00	0.00	0.00	0.00	2,000.00	100.00 %
<u>100-453-3095</u> Books & Publications	0.00	0.00	0.00	0.00	0.00	0.00 %
<u>100-453-4230</u> Bonds	250.00	0.00	222.00	0.00	28.00	11.20 %
<u>100-453-4502</u> Educational Expense	2,000.00	0.00	50.00	0.00	1,950.00	97.50 %
<u>100-453-4520</u> Local Travel Reimbursement	850.00	50.63	135.01	0.00	714.99	84.12 %
<u>100-453-4600</u> Assoc & Organization Dues	250.00	0.00	115.00	0.00	135.00	54.00 %
<b>Department: 453 - Justice of the Peace #3 Total:</b>	<b>90,295.59</b>	<b>7,035.77</b>	<b>28,695.89</b>	<b>0.00</b>	<b>61,599.70</b>	<b>68.22 %</b>
<b>Department: 454 - Justice of the Peace #4</b>						
<u>100-454-1000</u> Salary Elected Official	43,242.08	3,603.50	14,414.00	0.00	28,828.08	66.67 %
<u>100-454-1200</u> Salary Regular Employee	29,400.08	2,450.00	9,800.00	0.00	19,600.08	66.67 %
<u>100-454-1400</u> Longevity	180.00	16.00	52.00	0.00	128.00	71.11 %
<u>100-454-1960</u> Leave Time / Excess Comp Paid	500.00	0.00	0.00	0.00	500.00	100.00 %
<u>100-454-2200</u> FICA Taxes	5,609.15	449.80	1,797.04	0.00	3,812.11	67.96 %
<u>100-454-2300</u> Retirement Match	6,716.31	477.68	2,144.48	0.00	4,571.83	68.07 %
<u>100-454-3010</u> Office Supplies	2,000.00	0.00	99.95	0.00	1,900.05	95.00 %
<u>100-454-4230</u> Bonds	250.00	0.00	144.00	0.00	106.00	42.40 %
<u>100-454-4502</u> Educational Expense	2,300.00	0.00	75.00	0.00	2,225.00	96.74 %
<u>100-454-4520</u> Local Travel Reimbursement	0.00	0.00	0.00	0.00	0.00	0.00 %
<u>100-454-4600</u> Assoc & Organization Dues	300.00	150.00	265.00	0.00	35.00	11.67 %
<u>100-454-7002</u> COVID Payroll Contra	0.00	0.00	0.00	0.00	0.00	0.00 %
<b>Department: 454 - Justice of the Peace #4 Total:</b>	<b>90,497.62</b>	<b>7,146.98</b>	<b>28,791.47</b>	<b>0.00</b>	<b>61,706.15</b>	<b>68.19 %</b>
<b>Department: 476 - District Attorney</b>						
<u>100-476-1200</u> Salary Regular Employee	414,984.64	34,015.34	136,033.09	0.00	278,951.55	67.22 %
<u>100-476-1250</u> State Longevity	1,440.00	320.00	1,100.00	0.00	340.00	23.61 %
<u>100-476-1400</u> Longevity	3,472.00	260.00	1,048.00	0.00	2,424.00	69.82 %
<u>100-476-1650</u> Law Enforcement Taxable Travel Stipend	1.00	0.00	0.00	0.00	1.00	100.00 %
<u>100-476-1900</u> DA Supplements-State Appropriation	27,500.00	2,064.16	8,256.64	0.00	19,243.36	69.98 %
<u>100-476-1950</u> Elected DA Supplement	0.00	0.00	0.00	0.00	0.00	0.00 %
<u>100-476-1960</u> Leave Time / Excess Comp Paid	1.00	0.00	0.00	0.00	1.00	100.00 %

Auditor's Budget Report

For Fiscal: 2022-2023 Period Ending: 01/31/2023

	Current Total Budget	Period Activity	Fiscal Activity	Encumbrances	Variance Favorable (Unfavorable)	Percent Remaining
<u>100-476-2200</u> FICA Taxes	34,226.00	2,679.38	10,704.04	0.00	23,521.96	68.73 %
<u>100-476-2300</u> Retirement Match	40,981.62	2,885.10	12,940.81	0.00	28,040.81	68.42 %
<u>100-476-3010</u> Office Supplies	10,000.00	1,169.62	2,271.61	0.00	7,728.39	77.28 %
<u>100-476-3095</u> Books & Publications	2,000.00	0.00	202.00	0.00	1,798.00	89.90 %
<u>100-476-3105</u> Investigative Expenses	12,000.00	388.00	1,207.82	0.00	10,792.18	89.93 %
<u>100-476-3200</u> Gasoline	2,760.00	116.16	598.89	0.00	2,161.11	78.30 %
<u>100-476-3420</u> Vehicle Repair & Maintenance	1,000.00	0.00	507.40	0.00	492.60	49.26 %
<u>100-476-4130</u> Cash Match for FVI Grant	58,348.44	4,552.47	20,914.41	0.00	37,434.03	64.16 %
<u>100-476-4131</u> Cash Match V.A. Grant	0.00	0.00	0.00	0.00	0.00	0.00 %
<u>100-476-4132</u> Cash Match Travel & Training- V.A. Grant	0.00	0.00	0.00	0.00	0.00	0.00 %
<u>100-476-4133</u> Cash Match Supplies/Equip-V.A. Grant	0.00	0.00	0.00	0.00	0.00	0.00 %
<u>100-476-4134</u> Grant Insurance Expense Transfer	0.00	0.00	0.00	0.00	0.00	0.00 %
<u>100-476-4135</u> Court Costs & Services	2,000.00	0.00	161.76	0.00	1,838.24	91.91 %
<u>100-476-4145</u> Transcripts	1,500.00	0.00	0.00	0.00	1,500.00	100.00 %
<u>100-476-4230</u> Bonds	500.00	28.00	354.00	0.00	146.00	29.20 %
<u>100-476-4502</u> Educational Expense	11,000.00	460.00	1,821.20	0.00	9,178.80	83.44 %
<u>100-476-4600</u> Assoc & Organization Dues	2,000.00	130.00	400.00	0.00	1,600.00	80.00 %
<u>100-476-5500</u> Vehicles	0.00	0.00	0.00	0.00	0.00	0.00 %
<u>100-476-7000</u> Grant Expenditures	0.00	0.00	0.00	0.00	0.00	0.00 %
<u>100-476-7002</u> COVID Payroll Contra	0.00	0.00	0.00	0.00	0.00	0.00 %
<b>Department: 476 - District Attorney Total:</b>	<b>625,714.70</b>	<b>49,068.23</b>	<b>198,521.67</b>	<b>0.00</b>	<b>427,193.03</b>	<b>68.27 %</b>
<b>Department: 490 - Elections</b>						
<u>100-490-1100</u> Salary Appointed Official	45,400.16	3,783.34	15,133.36	0.00	30,266.80	66.67 %
<u>100-490-1200</u> Salary Regular Employee	29,400.08	2,450.00	9,800.00	0.00	19,600.08	66.67 %
<u>100-490-1300</u> PT Election Workers	12,480.00	0.00	0.00	0.00	12,480.00	100.00 %
<u>100-490-1400</u> Longevity	568.00	48.00	180.00	0.00	388.00	68.31 %
<u>100-490-1500</u> Election Workers	20,500.00	0.00	17,515.38	0.00	2,984.62	14.56 %
<u>100-490-1960</u> Leave Time / Excess Comp Paid	500.00	0.00	1,735.17	0.00	-1,235.17	-247.03 %
<u>100-490-2200</u> FICA Taxes	9,030.69	460.70	2,188.41	0.00	6,842.28	75.77 %
<u>100-490-2300</u> Retirement Match	8,889.62	494.34	2,378.33	0.00	6,511.29	73.25 %
<u>100-490-3040</u> Election Materials	10,000.00	0.00	1,063.30	0.00	8,936.70	89.37 %
<u>100-490-3049</u> Chapter 19 expenditures	10,000.00	0.00	2,153.80	0.00	7,846.20	78.46 %
<u>100-490-4502</u> Educational Expense	2,700.00	0.00	2,122.78	0.00	577.22	21.38 %
<u>100-490-4520</u> Local Travel Reimbursement	300.00	0.00	77.87	0.00	222.13	74.04 %
<u>100-490-4700</u> Equipment Payments	55,320.00	0.00	55,316.66	0.00	3.34	0.01 %
<u>100-490-4750</u> Facilities Lease	100.00	0.00	50.00	0.00	50.00	50.00 %
<u>100-490-5200</u> Computer Equipment	30,500.00	0.00	27,280.07	0.00	3,219.93	10.56 %
<u>100-490-6500</u> Interest-Equipment Lease	0.00	0.00	0.00	0.00	0.00	0.00 %
<b>Department: 490 - Elections Total:</b>	<b>235,688.55</b>	<b>7,236.38</b>	<b>136,995.13</b>	<b>0.00</b>	<b>98,693.42</b>	<b>41.87 %</b>
<b>Department: 495 - County Auditor</b>						
<u>100-495-1100</u> Salary Appointed Official	63,400.16	5,283.34	21,133.36	0.00	42,266.80	66.67 %
<u>100-495-1200</u> Salary Regular Employee	82,800.16	6,900.00	27,600.00	0.00	55,200.16	66.67 %
<u>100-495-1400</u> Longevity	1,620.00	132.00	528.00	0.00	1,092.00	67.41 %
<u>100-495-1960</u> Leave Time / Excess Comp Paid	1.00	0.00	0.00	0.00	1.00	100.00 %
<u>100-495-2200</u> FICA Taxes	11,308.33	900.22	3,600.88	0.00	7,707.45	68.16 %
<u>100-495-2300</u> Retirement Match	13,540.34	969.18	4,353.48	0.00	9,186.86	67.85 %
<u>100-495-3010</u> Office Supplies	1,200.00	50.00	157.62	0.00	1,042.38	86.87 %
<u>100-495-3095</u> Books & Publications	300.00	0.00	0.00	0.00	300.00	100.00 %
<u>100-495-4230</u> Bonds	200.00	0.00	100.00	0.00	100.00	50.00 %
<u>100-495-4502</u> Educational Expense	2,400.00	0.00	0.00	0.00	2,400.00	100.00 %
<u>100-495-4600</u> Assoc & Organization Dues	400.00	0.00	0.00	0.00	400.00	100.00 %
<u>100-495-7002</u> COVID Payroll Contra	0.00	0.00	0.00	0.00	0.00	0.00 %
<b>Department: 495 - County Auditor Total:</b>	<b>177,169.99</b>	<b>14,234.74</b>	<b>57,473.34</b>	<b>0.00</b>	<b>119,696.65</b>	<b>67.56 %</b>
<b>Department: 497 - County Treasurer</b>						
<u>100-497-1000</u> Salary Elected Official	50,942.48	4,245.20	16,980.80	0.00	33,961.68	66.67 %
<u>100-497-1200</u> Salary Regular Employee	97,884.72	8,157.04	32,628.16	0.00	65,256.56	66.67 %
<u>100-497-1300</u> Wages Part Time Employees	0.00	0.00	0.00	0.00	0.00	0.00 %

Auditor's Budget Report

For Fiscal: 2022-2023 Period Ending: 01/31/2023

	Current Total Budget	Period Activity	Fiscal Activity	Encumbrances	Variance Favorable (Unfavorable)	Percent Remaining
<u>100-497-1400</u> Longevity	1,382.00	114.00	446.00	0.00	936.00	67.73 %
<u>100-497-1960</u> Leave Time / Excess Comp Paid	0.00	0.00	0.00	0.00	0.00	0.00 %
<u>100-497-2200</u> FICA Taxes	11,491.00	903.35	3,616.19	0.00	7,874.81	68.53 %
<u>100-497-2300</u> Retirement Match	13,759.16	985.04	4,423.58	0.00	9,335.58	67.85 %
<u>100-497-3010</u> Office Supplies	5,700.00	361.83	2,942.96	0.00	2,757.04	48.37 %
<u>100-497-4230</u> Bonds	100.00	0.00	278.00	0.00	-178.00	-178.00 %
<u>100-497-4502</u> Educational Expense	4,500.00	0.00	200.00	0.00	4,300.00	95.56 %
<u>100-497-4520</u> Local Travel Reimbursement	350.00	0.00	0.00	0.00	350.00	100.00 %
<u>100-497-4600</u> Assoc & Organization Dues	250.00	215.00	215.00	0.00	35.00	14.00 %
<b>Department: 497 - County Treasurer Total:</b>	<b>186,359.36</b>	<b>14,981.46</b>	<b>61,730.69</b>	<b>0.00</b>	<b>124,628.67</b>	<b>66.88 %</b>
<b>Department: 499 - Tax Assessor</b>						
<u>100-499-1000</u> Salary Elected Official	50,942.48	4,245.20	16,980.80	0.00	33,961.68	66.67 %
<u>100-499-1200</u> Salary Regular Employee	336,873.28	27,620.98	111,524.80	0.00	225,348.48	66.89 %
<u>100-499-1300</u> Part Time Employees	0.00	0.00	0.00	0.00	0.00	0.00 %
<u>100-499-1400</u> Longevity	3,262.00	236.00	934.00	0.00	2,328.00	71.37 %
<u>100-499-1960</u> Leave Time / Excess Comp Paid	350.00	0.00	0.00	0.00	350.00	100.00 %
<u>100-499-2200</u> FICA Taxes	29,944.22	2,360.80	9,522.37	0.00	20,421.85	68.20 %
<u>100-499-2300</u> Retirement Match	35,523.92	2,526.43	11,442.44	0.00	24,081.48	67.79 %
<u>100-499-3010</u> Office Supplies	5,350.00	45.00	1,026.96	459.84	3,863.20	72.21 %
<u>100-499-4230</u> Bonds	511.00	0.00	511.00	0.00	0.00	0.00 %
<u>100-499-4495</u> Contracted Services	25,000.00	91.00	16,133.53	0.00	8,866.47	35.47 %
<u>100-499-4502</u> Educational Expense	5,500.00	450.00	2,268.42	0.00	3,231.58	58.76 %
<u>100-499-4520</u> Local Travel Reimbursement	2,000.00	249.75	606.76	0.00	1,393.24	69.66 %
<u>100-499-4600</u> Assoc & Organization Dues	450.00	435.00	435.00	0.00	15.00	3.33 %
<u>100-499-5200</u> Computer Equipment & Software	32,500.00	2,500.00	10,000.00	0.00	22,500.00	69.23 %
<u>100-499-7002</u> COVID Payroll Contra	0.00	0.00	0.00	0.00	0.00	0.00 %
<b>Department: 499 - Tax Assessor Total:</b>	<b>528,206.90</b>	<b>40,760.16</b>	<b>181,386.08</b>	<b>459.84</b>	<b>346,360.98</b>	<b>65.57 %</b>
<b>Department: 505 - Appraisal District</b>						
<u>100-505-4640</u> Appraisal District Pro-Rata	295,455.88	0.00	76,302.43	0.00	219,153.45	74.17 %
<b>Department: 505 - Appraisal District Total:</b>	<b>295,455.88</b>	<b>0.00</b>	<b>76,302.43</b>	<b>0.00</b>	<b>219,153.45</b>	<b>74.17 %</b>
<b>Department: 510 - County Buildings</b>						
<u>100-510-1100</u> Salary Appointed Official	39,576.08	3,298.00	13,192.00	0.00	26,384.08	66.67 %
<u>100-510-1200</u> Salary Regular Employee	56,800.24	4,733.34	18,820.28	0.00	37,979.96	66.87 %
<u>100-510-1300</u> Wages Part Time Employees	0.00	0.00	0.00	0.00	0.00	0.00 %
<u>100-510-1400</u> Longevity	792.00	72.00	252.00	0.00	540.00	68.18 %
<u>100-510-1960</u> Leave Time / Excess Comp Paid	560.00	302.20	302.20	0.00	257.80	46.04 %
<u>100-510-2200</u> FICA Taxes	7,476.22	626.93	2,454.76	0.00	5,021.46	67.17 %
<u>100-510-2300</u> Retirement Match	8,951.91	661.52	2,874.64	0.00	6,077.27	67.89 %
<u>100-510-3110</u> Uniforms & Accessories	200.00	0.00	0.00	0.00	200.00	100.00 %
<u>100-510-3200</u> Gasoline	5,500.00	553.68	2,325.47	0.00	3,174.53	57.72 %
<u>100-510-3220</u> Oil, Grease & Lubricants	300.00	0.00	47.48	214.72	37.80	12.60 %
<u>100-510-3380</u> Miscellaneous Expenses	12,000.00	287.09	798.52	251.59	10,949.89	91.25 %
<u>100-510-3390</u> Handtools	1,100.00	17.09	44.42	0.00	1,055.58	95.96 %
<u>100-510-3400</u> Lawns & Grounds	6,200.00	50.31	157.49	23.74	6,018.77	97.08 %
<u>100-510-3420</u> Vehicle Repair & Maintenance	4,000.00	83.35	1,484.90	408.23	2,106.87	52.67 %
<u>100-510-3460</u> Plumbing	6,000.00	30.37	150.25	0.00	5,849.75	97.50 %
<u>100-510-3470</u> Electrical	4,500.00	56.39	772.90	0.00	3,727.10	82.82 %
<u>100-510-3480</u> Janitorial Supplies	10,000.00	121.04	1,830.34	3,134.68	5,034.98	50.35 %
<u>100-510-3485</u> COVID-19 Expenses	0.00	0.00	0.00	0.00	0.00	0.00 %
<u>100-510-4300</u> Electricity	150,000.00	13,425.84	39,672.17	0.00	110,327.83	73.55 %
<u>100-510-4310</u> Water, Sewer & Garbage	70,000.00	5,337.00	17,475.37	0.00	52,524.63	75.04 %
<u>100-510-4320</u> Natural Gas	20,000.00	6,280.01	13,330.04	0.00	6,669.96	33.35 %
<u>100-510-4495</u> Contracted Services	13,000.00	455.00	3,659.61	0.00	9,340.39	71.85 %
<u>100-510-4496</u> HVAC Repair	45,000.00	0.00	21.83	0.00	44,978.17	99.95 %
<u>100-510-5100</u> Facilities Improvement	30,000.00	3,746.00	16,120.09	595.00	13,284.91	44.28 %
<u>100-510-7002</u> COVID Payroll Contra	0.00	0.00	0.00	0.00	0.00	0.00 %
<b>Department: 510 - County Buildings Total:</b>	<b>491,956.45</b>	<b>40,137.16</b>	<b>135,786.76</b>	<b>4,627.96</b>	<b>351,541.73</b>	<b>71.46 %</b>

Auditor's Budget Report

For Fiscal: 2022-2023 Period Ending: 01/31/2023

	Current Total Budget	Period Activity	Fiscal Activity	Encumbrances	Variance Favorable (Unfavorable)	Percent Remaining
<b>Department: 551 - Constable #1</b>						
<u>100-551-1000</u> Salary Elected Official	33,591.68	2,799.30	11,197.20	0.00	22,394.48	66.67 %
<u>100-551-2200</u> FICA Taxes	2,569.76	191.52	766.08	0.00	1,803.68	70.19 %
<u>100-551-2300</u> Retirement Match	3,312.39	220.30	989.56	0.00	2,322.83	70.13 %
<u>100-551-3010</u> Office Supplies	450.00	0.00	0.00	0.00	450.00	100.00 %
<u>100-551-3110</u> Uniforms & Accessories	450.00	0.00	0.00	0.00	450.00	100.00 %
<u>100-551-3145</u> Guns & Ammunition	450.00	0.00	0.00	0.00	450.00	100.00 %
<u>100-551-3200</u> Gasoline	2,070.00	125.52	625.36	0.00	1,444.64	69.79 %
<u>100-551-3420</u> Vehicle Repair & Maintenance	1,000.00	67.77	164.72	0.00	835.28	83.53 %
<u>100-551-4230</u> Bonds	50.00	50.00	50.00	0.00	0.00	0.00 %
<u>100-551-4502</u> Educational Expense	400.00	0.00	0.00	0.00	400.00	100.00 %
<u>100-551-4600</u> Assoc & Organization Dues	100.00	0.00	0.00	0.00	100.00	100.00 %
<u>100-551-5350</u> Communication Equipment	300.00	0.00	0.00	0.00	300.00	100.00 %
<u>100-551-5500</u> Vehicles	0.00	0.00	0.00	0.00	0.00	0.00 %
<u>100-551-7000</u> Misc Expense of Donated Funds	0.00	0.00	0.00	0.00	0.00	0.00 %
<u>100-551-7002</u> COVID Payroll Contra	0.00	0.00	0.00	0.00	0.00	0.00 %
<b>Department: 551 - Constable #1 Total:</b>	<b>44,743.83</b>	<b>3,454.41</b>	<b>13,792.92</b>	<b>0.00</b>	<b>30,950.91</b>	<b>69.17 %</b>
<b>Department: 552 - Constable #2</b>						
<u>100-552-1000</u> Salary Elected Official	33,591.68	2,799.30	11,197.20	0.00	22,394.48	66.67 %
<u>100-552-2200</u> FICA Taxes	2,569.76	209.14	808.06	0.00	1,761.70	68.56 %
<u>100-552-2300</u> Retirement Match	3,312.39	220.30	989.56	0.00	2,322.83	70.13 %
<u>100-552-3010</u> Office Supplies	250.00	0.00	0.00	0.00	250.00	100.00 %
<u>100-552-3110</u> Uniforms & Accessories	450.00	0.00	124.20	0.00	325.80	72.40 %
<u>100-552-3145</u> Guns & Ammunition	350.00	0.00	0.00	0.00	350.00	100.00 %
<u>100-552-3200</u> Gasoline	2,070.00	158.01	227.91	0.00	1,842.09	88.99 %
<u>100-552-3420</u> Vehicle Repair & Maintenance	1,000.00	0.00	0.00	0.00	1,000.00	100.00 %
<u>100-552-4230</u> Bonds	0.00	0.00	0.00	0.00	0.00	0.00 %
<u>100-552-4600</u> Assoc & Organization Dues	100.00	0.00	0.00	0.00	100.00	100.00 %
<u>100-552-5350</u> Communication Equipment	0.00	0.00	0.00	0.00	0.00	0.00 %
<u>100-552-5500</u> Vehicles	0.00	0.00	0.00	0.00	0.00	0.00 %
<u>100-552-7000</u> Misc Expense of Donated Funds	0.00	0.00	0.00	0.00	0.00	0.00 %
<b>Department: 552 - Constable #2 Total:</b>	<b>43,693.83</b>	<b>3,386.75</b>	<b>13,346.93</b>	<b>0.00</b>	<b>30,346.90</b>	<b>69.45 %</b>
<b>Department: 553 - Constable #3</b>						
<u>100-553-1000</u> Salary Elected Official	33,591.68	2,799.30	11,197.20	0.00	22,394.48	66.67 %
<u>100-553-2200</u> FICA Taxes	2,569.76	213.66	854.64	0.00	1,715.12	66.74 %
<u>100-553-2300</u> Retirement Match	3,312.39	220.30	989.56	0.00	2,322.83	70.13 %
<u>100-553-3010</u> Office Supplies	250.00	0.00	0.00	0.00	250.00	100.00 %
<u>100-553-3110</u> Uniforms & Accessories	450.00	0.00	0.00	0.00	450.00	100.00 %
<u>100-553-3145</u> Guns & Ammunition	350.00	0.00	0.00	0.00	350.00	100.00 %
<u>100-553-3200</u> Gasoline	2,070.00	151.24	389.61	0.00	1,680.39	81.18 %
<u>100-553-3420</u> Vehicle Repair & Maintenance	1,000.00	0.00	0.00	0.00	1,000.00	100.00 %
<u>100-553-4230</u> Bonds	0.00	0.00	0.00	0.00	0.00	0.00 %
<u>100-553-4470</u> Communication Maintenance	0.00	0.00	0.00	0.00	0.00	0.00 %
<u>100-553-4600</u> Assoc & Organization Dues	100.00	0.00	0.00	0.00	100.00	100.00 %
<u>100-553-5500</u> Vehicles	0.00	0.00	0.00	0.00	0.00	0.00 %
<u>100-553-7000</u> Misc Expense of Donated Funds	0.00	0.00	0.00	0.00	0.00	0.00 %
<b>Department: 553 - Constable #3 Total:</b>	<b>43,693.83</b>	<b>3,384.50</b>	<b>13,431.01</b>	<b>0.00</b>	<b>30,262.82</b>	<b>69.26 %</b>
<b>Department: 554 - Constable #4</b>						
<u>100-554-1000</u> Salary Elected Official	33,591.68	2,799.30	11,197.20	0.00	22,394.48	66.67 %
<u>100-554-2200</u> FICA Taxes	2,569.76	194.86	779.44	0.00	1,790.32	69.67 %
<u>100-554-2300</u> Retirement Match	3,312.39	220.30	989.56	0.00	2,322.83	70.13 %
<u>100-554-3010</u> Office Supplies	350.00	0.00	0.00	0.00	350.00	100.00 %
<u>100-554-3110</u> Uniforms & Accessories	450.00	0.00	0.00	0.00	450.00	100.00 %
<u>100-554-3145</u> Guns & Ammunition	350.00	0.00	0.00	0.00	350.00	100.00 %
<u>100-554-3200</u> Gasoline	2,070.00	141.27	327.26	0.00	1,742.74	84.19 %
<u>100-554-3420</u> Vehicle Repair & Maintenance	1,000.00	0.00	0.00	0.00	1,000.00	100.00 %
<u>100-554-4230</u> Bonds	50.00	0.00	50.00	0.00	0.00	0.00 %

Auditor's Budget Report

For Fiscal: 2022-2023 Period Ending: 01/31/2023

	Current Total Budget	Period Activity	Fiscal Activity	Encumbrances	Variance Favorable (Unfavorable)	Percent Remaining
<u>100-554-4470</u> Communication Maintenance	0.00	0.00	0.00	0.00	0.00	0.00 %
<u>100-554-4502</u> Educational Expense	400.00	0.00	0.00	0.00	400.00	100.00 %
<u>100-554-4600</u> Assoc & Organization Dues	100.00	0.00	0.00	0.00	100.00	100.00 %
<u>100-554-5350</u> Communication Equipment	0.00	0.00	0.00	0.00	0.00	0.00 %
<u>100-554-5500</u> Vehicles	0.00	0.00	0.00	0.00	0.00	0.00 %
<u>100-554-7000</u> Misc Expense of Donated Funds	0.00	0.00	0.00	0.00	0.00	0.00 %
<b>Department: 554 - Constable #4 Total:</b>	<b>44,243.83</b>	<b>3,355.73</b>	<b>13,343.46</b>	<b>0.00</b>	<b>30,900.37</b>	<b>69.84 %</b>
<b>Department: 560 - County Sheriff</b>						
<u>100-560-1000</u> Salary Elected Official	59,790.32	4,982.52	19,930.08	0.00	39,860.24	66.67 %
<u>100-560-1200</u> Salary Regular Employee	1,356,633.08	113,947.66	464,910.60	0.00	891,722.48	65.73 %
<u>100-560-1225</u> Resource Officers	291,672.88	24,139.36	94,833.20	0.00	196,839.68	67.49 %
<u>100-560-1400</u> Longevity	10,248.00	734.00	2,964.00	0.00	7,284.00	71.08 %
<u>100-560-1600</u> Peace Officer Certification Pay	87,300.00	6,975.00	28,050.00	0.00	59,250.00	67.87 %
<u>100-560-1650</u> Law Enforcement Taxable Travel Stipend	1.00	0.00	0.00	0.00	1.00	100.00 %
<u>100-560-1960</u> Leave Time / Excess Comp Paid	120,000.00	10,319.90	58,727.04	0.00	61,272.96	51.06 %
<u>100-560-2200</u> FICA Taxes	146,592.76	11,955.28	49,889.35	0.00	96,703.41	65.97 %
<u>100-560-2300</u> Retirement Match	175,528.07	12,678.42	59,321.77	0.00	116,206.30	66.20 %
<u>100-560-3010</u> Office Supplies	15,120.00	3,949.34	6,696.25	1,638.69	6,785.06	44.87 %
<u>100-560-3105</u> Investigative Expenses	11,000.00	219.41	7,000.37	132.30	3,867.33	35.16 %
<u>100-560-3110</u> Uniforms & Accessories	25,632.00	900.16	4,494.57	4,973.83	16,163.60	63.06 %
<u>100-560-3145</u> Guns & Ammunition	12,850.00	662.11	1,256.19	0.00	11,593.81	90.22 %
<u>100-560-3200</u> Gasoline	144,900.00	10,008.04	39,258.01	0.00	105,641.99	72.91 %
<u>100-560-3380</u> Miscellaneous Expenses	6,750.00	242.07	687.73	374.98	5,687.29	84.26 %
<u>100-560-3420</u> Vehicle Repair & Maintenance	60,000.00	6,550.99	17,963.40	4,058.60	37,978.00	63.30 %
<u>100-560-3485</u> COVID-19 Expenses	0.00	0.00	0.00	0.00	0.00	0.00 %
<u>100-560-4160</u> SANE Exams	0.00	0.00	0.00	0.00	0.00	0.00 %
<u>100-560-4230</u> Bonds	0.00	0.00	0.00	0.00	0.00	0.00 %
<u>100-560-4490</u> Legal Ads & Notices	300.00	0.00	0.00	0.00	300.00	100.00 %
<u>100-560-4495</u> Contracted Services	1,000.00	0.00	0.00	0.00	1,000.00	100.00 %
<u>100-560-4502</u> Educational Expense	23,000.00	3,174.30	8,956.20	1,481.88	12,561.92	54.62 %
<u>100-560-4600</u> Assoc & Organization Dues	1,500.00	80.00	100.00	0.00	1,400.00	93.33 %
<u>100-560-4700</u> Lease Payments	0.00	0.00	0.00	0.00	0.00	0.00 %
<u>100-560-5350</u> Communication Equipment	18,500.00	759.80	6,639.90	0.00	11,860.10	64.11 %
<u>100-560-5500</u> Vehicles	135,000.00	0.00	0.00	135,000.00	0.00	0.00 %
<u>100-560-5900</u> Light Bars, Sirens, etc	6,000.00	0.00	320.00	313.00	5,367.00	89.45 %
<u>100-560-6500</u> Interest Equipment Lease	0.00	0.00	0.00	0.00	0.00	0.00 %
<u>100-560-7000</u> Body Cameras - State Grant	23,340.00	0.00	23,168.46	0.00	171.54	0.73 %
<u>100-560-7002</u> COVID Payroll Contra	0.00	0.00	0.00	0.00	0.00	0.00 %
<u>100-560-7100</u> Misc Expense of Donated Funds	5,000.00	8,146.13	33,637.32	5,104.40	-33,741.72	-674.83 %
<b>Department: 560 - County Sheriff Total:</b>	<b>2,737,658.11</b>	<b>220,424.49</b>	<b>928,804.44</b>	<b>153,077.68</b>	<b>1,655,775.99</b>	<b>60.48 %</b>
<b>Department: 565 - County Jail</b>						
<u>100-565-1200</u> Salary Regular Employee	1,667,398.53	123,872.98	486,546.05	0.00	1,180,852.48	70.82 %
<u>100-565-1300</u> Wages Part Time Employees	13,000.00	0.00	0.00	0.00	13,000.00	100.00 %
<u>100-565-1400</u> Longevity	9,040.00	522.00	2,086.00	0.00	6,918.00	76.83 %
<u>100-565-1600</u> Peace Officer Certification Pay	0.00	0.00	0.00	0.00	0.00	0.00 %
<u>100-565-1650</u> Law Enforcement Taxable Travel Stipend	3,120.00	0.00	0.00	0.00	3,120.00	100.00 %
<u>100-565-1960</u> Leave Time / Excess Comp Paid	130,000.00	19,934.00	102,678.82	0.00	27,321.18	21.02 %
<u>100-565-2200</u> FICA Taxes	139,422.97	10,745.27	44,125.00	0.00	95,297.97	68.35 %
<u>100-565-2300</u> Retirement Match	155,035.06	11,358.77	52,302.34	0.00	102,732.72	66.26 %
<u>100-565-3100</u> Employee Medical Exam	6,000.00	595.00	1,975.00	0.00	4,025.00	67.08 %
<u>100-565-3120</u> Inmate Clothing & Bedding	6,500.00	0.00	0.00	0.00	6,500.00	100.00 %
<u>100-565-3125</u> Prescriptions	55,000.00	1,071.81	6,539.81	53.72	48,406.47	88.01 %
<u>100-565-3135</u> Food	270,000.00	29,641.26	92,505.86	10,728.68	166,765.46	61.76 %
<u>100-565-3150</u> Inmate Transport	10,000.00	0.00	722.85	0.00	9,277.15	92.77 %
<u>100-565-3160</u> Inmate Medical	70,000.00	10,923.82	33,812.35	22.55	36,165.10	51.66 %
<u>100-565-3480</u> Janitorial Supplies	40,000.00	4,808.60	15,575.67	609.95	23,814.38	59.54 %
<u>100-565-3485</u> COVID-19 Expenses	0.00	0.00	0.00	0.00	0.00	0.00 %
<u>100-565-4495</u> Contracted Services	3,000.00	65.00	723.47	0.00	2,276.53	75.88 %



Auditor's Budget Report

For Fiscal: 2022-2023 Period Ending: 01/31/2023

	Current Total Budget	Period Activity	Fiscal Activity	Encumbrances	Variance Favorable (Unfavorable)	Percent Remaining
<u>100-565-4700</u> Equipment Lease	0.00	94.49	94.49	0.00	-94.49	0.00 %
<u>100-565-5100</u> Facilities Maintenance	65,000.00	2,749.43	25,553.25	1,594.72	37,852.03	58.23 %
<u>100-565-7002</u> COVID Payroll Contra	0.00	0.00	0.00	0.00	0.00	0.00 %
<b>Department: 565 - County Jail Total:</b>	<b>2,642,480.56</b>	<b>216,382.43</b>	<b>865,240.96</b>	<b>13,009.62</b>	<b>1,764,229.98</b>	<b>66.76 %</b>
<b>Department: 570 - Adult Probation</b>						
<u>100-570-4330</u> Local Telephone Service	0.00	0.00	0.00	0.00	0.00	0.00 %
<b>Department: 570 - Adult Probation Total:</b>	<b>0.00</b>	<b>0.00</b>	<b>0.00</b>	<b>0.00</b>	<b>0.00</b>	<b>0.00 %</b>
<b>Department: 574 - Juvenile Probation Board</b>						
<u>100-574-1900</u> Salary Supplements	13,200.00	1,100.00	4,400.00	0.00	8,800.00	66.67 %
<u>100-574-2200</u> FICA Taxes	1,009.80	83.32	333.28	0.00	676.52	67.00 %
<u>100-574-2300</u> Retirement Match	1,209.12	86.56	388.84	0.00	820.28	67.84 %
<b>Department: 574 - Juvenile Probation Board Total</b>	<b>15,418.92</b>	<b>1,269.88</b>	<b>5,122.12</b>	<b>0.00</b>	<b>10,296.80</b>	<b>66.78 %</b>
<b>Department: 575 - Juvenile Probation</b>						
<u>100-575-3010</u> Office Supplies (Direct Supervision)	0.00	0.00	0.00	0.00	0.00	0.00 %
<u>100-575-4050</u> Juvenile Local Funds (See Fund 969)	49,000.00	0.00	49,000.00	0.00	0.00	0.00 %
<u>100-575-4190</u> Inter-County Contracts (Detention/Pre-Ad)	0.00	0.00	0.00	0.00	0.00	0.00 %
<u>100-575-4192</u> Non Secure Placement	0.00	0.00	0.00	0.00	0.00	0.00 %
<u>100-575-4495</u> External Contracts (Comm Based General)	0.00	0.00	0.00	0.00	0.00	0.00 %
<u>100-575-4502</u> Educational Expense	0.00	0.00	0.00	0.00	0.00	0.00 %
<u>100-575-4520</u> Travel & Training (Direct Supervision)	0.00	0.00	0.00	0.00	0.00	0.00 %
<b>Department: 575 - Juvenile Probation Total:</b>	<b>49,000.00</b>	<b>0.00</b>	<b>49,000.00</b>	<b>0.00</b>	<b>0.00</b>	<b>0.00 %</b>
<b>Department: 580 - DPS</b>						
<u>100-580-1200</u> Salary Regular Employee	29,400.08	2,450.00	9,800.00	0.00	19,600.08	66.67 %
<u>100-580-1400</u> Longevity	30.00	4.00	16.00	0.00	14.00	46.67 %
<u>100-580-1960</u> Leave Time / Excess Comp Paid	0.00	0.00	0.00	0.00	0.00	0.00 %
<u>100-580-2200</u> FICA Taxes	2,098.40	175.66	702.64	0.00	1,395.76	66.52 %
<u>100-580-2300</u> Retirement Match	2,321.13	193.12	867.46	0.00	1,453.67	62.63 %
<u>100-580-3380</u> Miscellaneous Expenses	2,000.00	0.00	34.77	0.00	1,965.23	98.26 %
<u>100-580-5800</u> Radar	0.00	0.00	0.00	0.00	0.00	0.00 %
<b>Department: 580 - DPS Total:</b>	<b>35,849.61</b>	<b>2,822.78</b>	<b>11,420.87</b>	<b>0.00</b>	<b>24,428.74</b>	<b>68.14 %</b>
<b>Department: 611 - Road &amp; Bridge</b>						
<u>100-611-1100</u> Salary Appointed Official	65,400.00	5,450.00	21,800.00	0.00	43,600.00	66.67 %
<u>100-611-1200</u> Salary Regular Employee	1,125,641.28	86,096.58	346,008.37	0.00	779,632.91	69.26 %
<u>100-611-1300</u> Wages Part Time Employees	0.00	0.00	1,536.00	0.00	-1,536.00	0.00 %
<u>100-611-1400</u> Longevity	9,694.00	744.00	2,950.00	0.00	6,744.00	69.57 %
<u>100-611-1600</u> Employee Certification Pay	57,600.00	5,000.00	19,150.00	0.00	38,450.00	66.75 %
<u>100-611-1960</u> Leave Time / Excess Comp Paid	29,000.00	680.04	4,091.54	0.00	24,908.46	85.89 %
<u>100-611-2200</u> FICA Taxes	101,137.55	7,173.43	29,008.93	0.00	72,128.62	71.32 %
<u>100-611-2300</u> Retirement Match	115,263.51	7,710.23	34,966.13	0.00	80,297.38	69.66 %
<u>100-611-3010</u> Office Supplies	1,000.00	7.83	34.76	0.00	965.24	96.52 %
<u>100-611-3110</u> Uniforms & Accessories	20,000.00	1,884.04	6,504.94	399.25	13,095.81	65.48 %
<u>100-611-3200</u> Gasoline	82,800.00	13,014.09	24,634.02	0.00	58,165.98	70.25 %
<u>100-611-3210</u> Diesel	175,500.00	5,567.21	53,601.27	0.00	121,898.73	69.46 %
<u>100-611-3220</u> Oil, Grease & Lubricants	20,000.00	0.00	1,255.22	0.00	18,744.78	93.72 %
<u>100-611-3230</u> Batteries	7,500.00	637.36	2,136.77	706.93	4,656.30	62.08 %
<u>100-611-3240</u> Tires & Tubes	40,000.00	1,859.84	11,371.93	1,299.48	27,328.59	68.32 %
<u>100-611-3300</u> Culverts	30,000.00	957.00	4,704.00	1,500.00	23,796.00	79.32 %
<u>100-611-3320</u> Road Repair Funded by Donations	0.00	0.00	0.00	0.00	0.00	0.00 %
<u>100-611-3330</u> Sand & Gravel	110,000.00	0.00	0.00	0.00	110,000.00	100.00 %
<u>100-611-3340</u> Road Oil	650,000.00	0.00	0.00	0.00	650,000.00	100.00 %
<u>100-611-3350</u> Plant Mix Asphalt	65,000.00	18,265.20	26,587.16	0.00	38,412.84	59.10 %
<u>100-611-3360</u> Signs & Safety	10,000.00	989.88	9,281.02	0.00	718.98	7.19 %
<u>100-611-3380</u> Miscellaneous Expenses	6,500.00	224.91	720.33	40.00	5,739.67	88.30 %
<u>100-611-3390</u> Handtools	10,000.00	604.23	1,273.36	1,728.00	6,998.64	69.99 %
<u>100-611-3420</u> Vehicle Repair & Maintenance	50,000.00	1,648.34	18,992.02	2,016.59	28,991.39	57.98 %
<u>100-611-3430</u> Equipment Repair & Maintenance	90,000.00	5,204.03	25,044.85	10,712.35	54,242.80	60.27 %
<u>100-611-4495</u> Contracted Services	70,000.00	0.00	0.00	0.00	70,000.00	100.00 %

Auditor's Budget Report

For Fiscal: 2022-2023 Period Ending: 01/31/2023

	Current Total Budget	Period Activity	Fiscal Activity	Encumbrances	Variance Favorable (Unfavorable)	Percent Remaining
<u>100-611-4520</u> Local Travel Reimbursement	500.00	0.00	0.00	0.00	500.00	100.00 %
<u>100-611-4700</u> Equipment Lease	208,027.00	27,000.00	229,027.37	0.00	-21,000.37	-10.10 %
<u>100-611-5100</u> Facilities Improvement	10,000.00	182.84	2,254.34	3,555.68	4,189.98	41.90 %
<u>100-611-5600</u> Road Equipment	75,000.00	7,875.00	7,875.00	0.00	67,125.00	89.50 %
<u>100-611-6500</u> Interest-Equipment Lease	0.00	0.00	0.00	0.00	0.00	0.00 %
<u>100-611-7000</u> FY 22 Disaster Expenses	0.00	0.00	0.00	0.00	0.00	0.00 %
<u>100-611-7002</u> COVID Payroll Contra	0.00	0.00	0.00	0.00	0.00	0.00 %
<b>Department: 611 - Road &amp; Bridge Total:</b>	<b>3,235,563.34</b>	<b>198,776.08</b>	<b>884,809.33</b>	<b>21,958.28</b>	<b>2,328,795.73</b>	<b>71.97 %</b>
<b>Department: 625 - Right of Way</b>						
<u>100-625-5050</u> Right of Way Acquisition	0.00	0.00	0.00	0.00	0.00	0.00 %
<b>Department: 625 - Right of Way Total:</b>	<b>0.00</b>	<b>0.00</b>	<b>0.00</b>	<b>0.00</b>	<b>0.00</b>	<b>0.00 %</b>
<b>Department: 633 - Allocations to Organizations</b>						
<u>100-633-4630</u> Gladewater Library	1,000.00	0.00	0.00	0.00	1,000.00	100.00 %
<u>100-633-4631</u> Northeast Texas Child Advocacy Center	0.00	0.00	0.00	0.00	0.00	0.00 %
<u>100-633-4633</u> Meals on Wheels	2,100.00	0.00	0.00	0.00	2,100.00	100.00 %
<u>100-633-4634</u> Sabine Valley MHMR	15,000.00	0.00	0.00	0.00	15,000.00	100.00 %
<u>100-633-4637</u> CASA	0.00	0.00	0.00	0.00	0.00	0.00 %
<u>100-633-4638</u> East Texas Council on Alcoholism & Drug	1,000.00	0.00	0.00	0.00	1,000.00	100.00 %
<u>100-633-4639</u> Northeast Texas Regional Mobility Author	2,000.00	0.00	0.00	0.00	2,000.00	100.00 %
<u>100-633-4641</u> Literacy Program	0.00	0.00	0.00	0.00	0.00	0.00 %
<u>100-633-4642</u> County Historical Commission	2,000.00	0.00	0.00	0.00	2,000.00	100.00 %
<b>Department: 633 - Allocations to Organizations T</b>	<b>23,100.00</b>	<b>0.00</b>	<b>0.00</b>	<b>0.00</b>	<b>23,100.00</b>	<b>100.00 %</b>
<b>Department: 642 - Indigent Health</b>						
<u>100-642-3010</u> Office Supplies	200.00	15.00	15.00	0.00	185.00	92.50 %
<u>100-642-4495</u> Contracted Services	0.00	0.00	0.00	0.00	0.00	0.00 %
<u>100-642-4502</u> Educational Expense	1,500.00	0.00	0.00	0.00	1,500.00	100.00 %
<u>100-642-4801</u> Physician, Non	40,000.00	953.41	6,206.96	0.00	33,793.04	84.48 %
<u>100-642-4802</u> Prescription Drugs	23,000.00	290.94	1,921.76	0.00	21,078.24	91.64 %
<u>100-642-4803</u> Hospital Charges	125,000.00	0.00	27,121.92	0.00	97,878.08	78.30 %
<b>Department: 642 - Indigent Health Total:</b>	<b>189,700.00</b>	<b>1,259.35</b>	<b>35,265.64</b>	<b>0.00</b>	<b>154,434.36</b>	<b>81.41 %</b>
<b>Department: 650 - County Library</b>						
<u>100-650-1100</u> Salary Appointed Official	41,563.92	3,463.66	13,854.64	0.00	27,709.28	66.67 %
<u>100-650-1200</u> Salary Regular Employee	85,060.88	7,088.40	28,353.60	0.00	56,707.28	66.67 %
<u>100-650-1300</u> Wages Part Time Employees	0.00	1,260.00	3,903.00	0.00	-3,903.00	0.00 %
<u>100-650-1400</u> Longevity	566.00	16.00	64.00	0.00	502.00	88.69 %
<u>100-650-1960</u> Leave Time / Excess Comp Paid	1.00	1,016.41	1,016.41	0.00	-1,015.41	101,541.00 %
<u>100-650-2200</u> FICA Taxes	9,730.17	981.04	3,604.02	0.00	6,126.15	62.96 %
<u>100-650-2300</u> Retirement Match	11,650.77	1,010.87	4,157.13	0.00	7,493.64	64.32 %
<u>100-650-3010</u> Office Supplies	6,000.00	384.03	3,633.54	1,003.79	1,362.67	22.71 %
<u>100-650-3097</u> Subscriptions	3,800.00	275.60	816.60	0.00	2,983.40	78.51 %
<u>100-650-3380</u> Miscellaneous Expenses	1,800.00	0.00	0.00	1,186.11	613.89	34.11 %
<u>100-650-4495</u> Contracted Services	5,000.00	3,182.48	3,336.20	358.68	1,305.12	26.10 %
<u>100-650-4502</u> Educational Expense	2,500.00	0.00	0.00	0.00	2,500.00	100.00 %
<u>100-650-4600</u> Assoc & Organization Dues	725.00	354.00	354.00	0.00	371.00	51.17 %
<u>100-650-4680</u> Saturday Programs	2,000.00	0.00	0.00	1,998.22	1.78	0.09 %
<u>100-650-5100</u> Facility Improvements	0.00	0.00	0.00	0.00	0.00	0.00 %
<u>100-650-5475</u> Library Materials	45,000.00	1,904.95	23,976.82	1,169.69	19,853.49	44.12 %
<u>100-650-5700</u> Replacement of Lost or Damaged Books	400.00	0.00	0.00	0.00	400.00	100.00 %
<u>100-650-7000</u> Library Grant	0.00	0.00	0.00	0.00	0.00	0.00 %
<u>100-650-7002</u> COVID Payroll Contra	0.00	0.00	0.00	0.00	0.00	0.00 %
<b>Department: 650 - County Library Total:</b>	<b>215,797.74</b>	<b>20,937.44</b>	<b>87,069.96</b>	<b>5,716.49</b>	<b>123,011.29</b>	<b>57.00 %</b>
<b>Department: 655 - Historical Commission</b>						
<u>100-655-4495</u> Texas Historical Grant Expenditures	0.00	0.00	0.00	0.00	0.00	0.00 %
<b>Department: 655 - Historical Commission Total:</b>	<b>0.00</b>	<b>0.00</b>	<b>0.00</b>	<b>0.00</b>	<b>0.00</b>	<b>0.00 %</b>
<b>Department: 665 - Extension Service</b>						
<u>100-665-1200</u> Salary Regular Employee	25,374.77	2,114.56	6,753.68	0.00	18,621.09	73.38 %

Auditor's Budget Report

For Fiscal: 2022-2023 Period Ending: 01/31/2023

	Current Total Budget	Period Activity	Fiscal Activity	Encumbrances	Variance Favorable (Unfavorable)	Percent Remaining
<u>100-665-1960</u> Leave Time / Excess Comp Paid	1.00	0.00	0.00	0.00	1.00	100.00 %
<u>100-665-2200</u> FICA Taxes	1,941.24	161.80	516.77	0.00	1,424.47	73.38 %
<u>100-665-3010</u> Office Supplies	600.00	0.00	48.56	0.00	551.44	91.91 %
<u>100-665-4502</u> Education & Travel	10,000.00	520.29	1,619.81	0.00	8,380.19	83.80 %
<u>100-665-4600</u> Assoc & Organization Dues	460.00	0.00	450.00	0.00	10.00	2.17 %
<b>Department: 665 - Extension Service Total:</b>	<b>38,377.01</b>	<b>2,796.65</b>	<b>9,388.82</b>	<b>0.00</b>	<b>28,988.19</b>	<b>75.54 %</b>
<b>Department: 685 - Waste Disposal</b>						
<u>100-685-4495</u> Contracted Services - Free Dump Days	5,000.00	0.00	2,834.48	0.00	2,165.52	43.31 %
<b>Department: 685 - Waste Disposal Total:</b>	<b>5,000.00</b>	<b>0.00</b>	<b>2,834.48</b>	<b>0.00</b>	<b>2,165.52</b>	<b>43.31 %</b>
<b>Department: 703 - Infrastructure Storm Water</b>						
<u>100-703-1400</u> Storm Water Projects 5.6 Longevity	0.00	6.00	18.00	0.00	-18.00	0.00 %
<u>100-703-2200</u> Storm Water Projects 5.6 FICA	0.00	0.44	1.34	0.00	-1.34	0.00 %
<u>100-703-2300</u> Storm Water Projects 5.6 Retirement	0.00	0.48	1.56	0.00	-1.56	0.00 %
<b>Department: 703 - Infrastructure Storm Water To</b>	<b>0.00</b>	<b>6.92</b>	<b>20.90</b>	<b>0.00</b>	<b>-20.90</b>	<b>0.00 %</b>
<b>Department: 790 - Transfers</b>						
<u>100-790-9019</u> Transfer To Fund 101 Insurance	0.00	0.00	0.00	0.00	0.00	0.00 %
<b>Department: 790 - Transfers Total:</b>	<b>0.00</b>	<b>0.00</b>	<b>0.00</b>	<b>0.00</b>	<b>0.00</b>	<b>0.00 %</b>
<b>Expense Total:</b>	<b>16,954,569.48</b>	<b>1,121,899.40</b>	<b>5,030,037.61</b>	<b>214,230.80</b>	<b>11,710,301.07</b>	<b>69.07 %</b>
<b>Fund: 100 - GENERAL FUND Surplus (Deficit):</b>	<b>-135,000.00</b>	<b>3,955,270.64</b>	<b>5,881,669.04</b>	<b>-214,230.80</b>	<b>5,802,438.24</b>	<b>4,298.10 %</b>

Auditor's Budget Report

For Fiscal: 2022-2023 Period Ending: 01/31/2023

	Current Total Budget	Period Activity	Fiscal Activity	Encumbrances	Variance Favorable (Unfavorable)	Percent Remaining
<b>Fund: 101 - INSURANCE CLAIMS</b>						
<b>Revenue</b>						
<b>RevCategory: 30 - Property Taxes</b>						
<del>101-300-3000</del> Current Taxes	2,851,454.34	1,002,174.77	1,877,099.04	0.00	-974,355.30	34.17 %
<del>101-300-3010</del> Penalties & Interest	48,000.00	3,405.27	17,293.82	0.00	-30,705.18	63.97 %
<b>RevCategory: 30 - Property Taxes Total:</b>	<b>2,899,454.34</b>	<b>1,005,580.04</b>	<b>1,894,392.86</b>	<b>0.00</b>	<b>-1,005,061.48</b>	<b>34.66 %</b>
<b>RevCategory: 37 - Interest</b>						
<del>101-370-3700</del> Interest - TexPool Insurance	200.00	5,398.84	15,362.00	0.00	15,162.00	7,681.00 %
<del>101-370-3701</del> Interest	600.00	14.93	53.30	0.00	-546.70	91.12 %
<del>101-370-3702</del> Interest on Insurance Clearing acct	0.00	11.89	54.92	0.00	54.92	0.00 %
<b>RevCategory: 37 - Interest Total:</b>	<b>800.00</b>	<b>5,425.66</b>	<b>15,470.22</b>	<b>0.00</b>	<b>14,670.22</b>	<b>1,833.78 %</b>
<b>RevCategory: 38 - Miscellaneous Revenues</b>						
<del>101-380-3809</del> TRIA/Wellness Penalty Fees	0.00	0.00	0.00	0.00	0.00	0.00 %
<del>101-380-3815</del> Emp Insurance Dependent Contributions	180,000.00	15,190.02	59,809.75	0.00	-120,190.25	66.77 %
<del>101-380-3820</del> Miscellaneous Revenue/Prior Year Refund	0.00	0.00	0.00	0.00	0.00	0.00 %
<b>RevCategory: 38 - Miscellaneous Revenues Total:</b>	<b>180,000.00</b>	<b>15,190.02</b>	<b>59,809.75</b>	<b>0.00</b>	<b>-120,190.25</b>	<b>66.77 %</b>
<b>RevCategory: 39 - Transfers In</b>						
<del>101-390-3907</del> Ins Clearing Misc Transfers	0.00	0.00	0.00	0.00	0.00	0.00 %
<del>101-390-3912</del> TRANSFER FROM FUND 100	0.00	0.00	0.00	0.00	0.00	0.00 %
<b>RevCategory: 39 - Transfers In Total:</b>	<b>0.00</b>	<b>0.00</b>	<b>0.00</b>	<b>0.00</b>	<b>0.00</b>	<b>0.00 %</b>
<b>Revenue Total:</b>	<b>3,080,254.34</b>	<b>1,026,195.72</b>	<b>1,969,672.83</b>	<b>0.00</b>	<b>-1,110,581.51</b>	<b>36.05 %</b>
<b>Expense</b>						
<b>Department: 409 - Non-Departmental</b>						
<del>101-409-2900</del> Insurance Claims	1,700,000.00	94,707.45	- 321,484.66	0.00	1,378,515.34	81.09 %
<del>101-409-2910</del> Prescriptions	506,000.00	28,191.76	106,814.53	0.00	399,185.47	78.89 %
<del>101-409-2930</del> Insurance Premiums	630,000.00	46,918.29	184,986.96	0.00	445,013.04	70.64 %
<del>101-409-2940</del> Health Insurance Broker Expense	50,000.00	4,166.66	16,666.64	0.00	33,333.36	66.67 %
<b>Department: 409 - Non-Departmental Total:</b>	<b>2,886,000.00</b>	<b>173,984.16</b>	<b>629,952.79</b>	<b>0.00</b>	<b>2,256,047.21</b>	<b>78.17 %</b>
<b>Department: 790 - Transfers</b>						
<del>101-790-9013</del> INSURANCE CLAIMS - TRANSFERS FAMILY	0.00	0.00	0.00	0.00	0.00	0.00 %
<del>101-790-9027</del> Insurance Claims - Non-budget - Transfer	0.00	0.00	0.00	0.00	0.00	0.00 %
<b>Department: 790 - Transfers Total:</b>	<b>0.00</b>	<b>0.00</b>	<b>0.00</b>	<b>0.00</b>	<b>0.00</b>	<b>0.00 %</b>
<b>Expense Total:</b>	<b>2,886,000.00</b>	<b>173,984.16</b>	<b>629,952.79</b>	<b>0.00</b>	<b>2,256,047.21</b>	<b>78.17 %</b>
<b>Fund: 101 - INSURANCE CLAIMS Surplus (Deficit):</b>	<b>194,254.34</b>	<b>852,211.56</b>	<b>1,339,720.04</b>	<b>0.00</b>	<b>1,145,465.70</b>	<b>-589.67 %</b>
<b>Report Surplus (Deficit):</b>	<b>59,254.34</b>	<b>4,807,482.20</b>	<b>7,221,389.08</b>	<b>-214,230.80</b>	<b>6,947,903.94</b>	<b>-11,725.56 %</b>

Auditor's Budget Report

For Fiscal: 2022-2023 Period Ending: 01/31/2023

RevCategory;Department	Current Total Budget	Period Activity	Fiscal Activity	Encumbrances	Variance Favorable (Unfavorable)	Percent Remaining
<b>Fund: 100 - GENERAL FUND</b>						
<b>Revenue</b>						
30 - Property Taxes	12,582,142.00	4,563,647.85	9,096,741.68	0.00	-3,485,400.32	27.70 %
31 - DMV Fees	940,000.00	143,309.77	275,002.92	0.00	-664,997.08	70.74 %
32 - Other Taxes, Licenses & Permits	1,488,500.00	164,439.01	681,951.93	0.00	-806,548.07	54.19 %
33 - State & Federal Funding	180,020.00	600.00	91,905.79	0.00	-88,114.21	48.95 %
34 - Reimbursements	752,307.48	84,611.07	328,563.79	0.00	-423,743.69	56.33 %
35 - Fees & Fines	817,300.00	64,124.67	273,498.00	0.00	-543,802.00	66.54 %
37 - Interest	10,000.00	49,981.35	150,885.48	0.00	140,885.48	-1,408.85 %
38 - Miscellaneous Revenues	49,300.00	6,456.32	13,157.06	0.00	-36,142.94	73.31 %
39 - Transfers In	0.00	0.00	0.00	0.00	0.00	0.00 %
<b>Revenue Surplus (Deficit):</b>	<b>16,819,569.48</b>	<b>5,077,170.04</b>	<b>10,911,705.65</b>	<b>0.00</b>	<b>-5,907,862.83</b>	<b>35.12 %</b>
<b>Expense</b>						
401 - Commissioner's Court	317,801.05	29,279.25	108,009.59	35.00	209,756.46	66.00 %
403 - County Clerk	221,656.46	15,048.52	71,295.73	42.80	150,317.93	67.82 %
405 - Veterans	0.00	0.00	0.00	0.00	0.00	0.00 %
406 - Emergency Management	31,133.08	2,317.79	8,800.73	0.00	22,332.35	71.73 %
409 - Non-Departmental	2,610,953.37	115,087.00	308,489.16	934.00	2,301,530.21	88.15 %
410 - Tele Communications	84,000.00	7,804.16	30,458.44	0.00	53,541.56	63.74 %
411 - Computer	427,600.00	12,755.76	308,869.77	12,000.00	106,730.23	24.96 %
426 - County Court	131,010.04	7,383.66	34,017.14	0.00	96,992.90	74.03 %
435 - 115th District Court	558,231.92	35,240.66	158,926.97	0.00	399,304.95	71.53 %
450 - District Clerk	267,647.48	20,719.70	90,779.32	713.16	176,155.00	65.82 %
451 - Justice of the Peace #1	124,356.82	9,990.41	40,751.95	813.97	82,790.90	66.58 %
452 - Justice of the Peace #2	94,513.61	7,414.20	31,063.51	842.00	62,608.10	66.24 %
453 - Justice of the Peace #3	90,295.59	7,035.77	28,695.89	0.00	61,599.70	68.22 %
454 - Justice of the Peace #4	90,497.62	7,146.98	28,791.47	0.00	61,706.15	68.19 %
476 - District Attorney	625,714.70	49,068.23	198,521.67	0.00	427,193.03	68.27 %
490 - Elections	235,688.55	7,236.38	136,995.13	0.00	98,693.42	41.87 %
495 - County Auditor	177,169.99	14,234.74	57,473.34	0.00	119,696.65	67.56 %
497 - County Treasurer	186,359.36	14,981.46	61,730.69	0.00	124,628.67	66.88 %
499 - Tax Assessor	528,206.90	40,760.16	181,386.08	459.84	346,360.98	65.57 %
505 - Appraisal District	295,455.88	0.00	76,302.43	0.00	219,153.45	74.17 %
510 - County Buildings	491,956.45	40,137.16	135,786.76	4,627.96	351,541.73	71.46 %
551 - Constable #1	44,743.83	3,454.41	13,792.92	0.00	30,950.91	69.17 %
552 - Constable #2	43,693.83	3,386.75	13,346.93	0.00	30,346.90	69.45 %
553 - Constable #3	43,693.83	3,384.50	13,431.01	0.00	30,262.82	69.26 %
554 - Constable #4	44,243.83	3,355.73	13,343.46	0.00	30,900.37	69.84 %
560 - County Sheriff	2,737,658.11	220,424.49	928,804.44	153,077.68	1,655,775.99	60.48 %
565 - County Jail	2,642,480.56	216,382.43	865,240.96	13,009.62	1,764,229.98	66.76 %
570 - Adult Probation	0.00	0.00	0.00	0.00	0.00	0.00 %
574 - Juvenile Probation Board	15,418.92	1,269.88	5,122.12	0.00	10,296.80	66.78 %
575 - Juvenile Probation	49,000.00	0.00	49,000.00	0.00	0.00	0.00 %
580 - DPS	35,849.61	2,822.78	11,420.87	0.00	24,428.74	68.14 %
611 - Road & Bridge	3,235,563.34	198,776.08	884,809.33	21,958.28	2,328,795.73	71.97 %
625 - Right of Way	0.00	0.00	0.00	0.00	0.00	0.00 %
633 - Allocations to Organizations	23,100.00	0.00	0.00	0.00	23,100.00	100.00 %
642 - Indigent Health	189,700.00	1,259.35	35,265.64	0.00	154,434.36	81.41 %
650 - County Library	215,797.74	20,937.44	87,069.96	5,716.49	123,011.29	57.00 %
655 - Historical Commission	0.00	0.00	0.00	0.00	0.00	0.00 %
665 - Extension Service	38,377.01	2,796.65	9,388.82	0.00	28,988.19	75.54 %
685 - Waste Disposal	5,000.00	0.00	2,834.48	0.00	2,165.52	43.31 %
703 - Infrastructure Storm Water	0.00	6.92	20.90	0.00	-20.90	0.00 %

**Auditor's Budget Report**

**For Fiscal: 2022-2023 Period Ending: 01/31/2023**

RevCategory;Department	Current Total Budget	Period Activity	Fiscal Activity	Encumbrances	Variance Favorable (Unfavorable)	Percent Remaining
790 - Transfers	0.00	0.00	0.00	0.00	0.00	0.00 %
<b>Expense Total:</b>	<b>16,954,569.48</b>	<b>1,121,899.40</b>	<b>5,030,037.61</b>	<b>214,230.80</b>	<b>11,710,301.07</b>	<b>69.07 %</b>
<b>Fund: 100 - GENERAL FUND Surplus (Deficit):</b>	<b>-135,000.00</b>	<b>3,955,270.64</b>	<b>5,881,669.04</b>	<b>-214,230.80</b>	<b>5,802,438.24</b>	<b>4,298.10 %</b>

Auditor's Budget Report


For Fiscal: 2022-2023 Period Ending: 01/31/2023

RevCategory;Department	Current Total Budget	Period Activity	Fiscal Activity	Encumbrances	Variance Favorable (Unfavorable)	Percent Remaining
<b>Fund: 101 - INSURANCE CLAIMS</b>						
<b>Revenue</b>						
30 - Property Taxes	2,899,454.34	1,005,580.04	1,894,392.86	0.00	-1,005,061.48	34.66 %
37 - Interest	800.00	5,425.66	15,470.22	0.00	14,670.22	-1,833.78 %
38 - Miscellaneous Revenues	180,000.00	15,190.02	59,809.75	0.00	-120,190.25	66.77 %
39 - Transfers In	0.00	0.00	0.00	0.00	0.00	0.00 %
<b>Revenue Surplus (Deficit):</b>	<b>3,080,254.34</b>	<b>1,026,195.72</b>	<b>1,969,672.83</b>	<b>0.00</b>	<b>-1,110,581.51</b>	<b>36.05 %</b>
<b>Expense</b>						
409 - Non-Departmental	2,886,000.00	173,984.16	629,952.79	0.00	2,256,047.21	78.17 %
790 - Transfers	0.00	0.00	0.00	0.00	0.00	0.00 %
<b>Expense Total:</b>	<b>2,886,000.00</b>	<b>173,984.16</b>	<b>629,952.79</b>	<b>0.00</b>	<b>2,256,047.21</b>	<b>78.17 %</b>
<b>Fund: 101 - INSURANCE CLAIMS Surplus (Deficit):</b>	<b>194,254.34</b>	<b>852,211.56</b>	<b>1,339,720.04</b>	<b>0.00</b>	<b>1,145,465.70</b>	<b>-589.67 %</b>
<b>Report Surplus (Deficit):</b>	<b>59,254.34</b>	<b>4,807,482.20</b>	<b>7,221,389.08</b>	<b>-214,230.80</b>	<b>6,947,903.94</b>	<b>1,725.56 %</b>

**Fund Summary**

Fund	Current Total Budget	Period Activity	Fiscal Activity	Encumbrances	Variance Favorable (Unfavorable)
100 - GENERAL FUND	-135,000.00	3,955,270.64	5,881,669.04	-214,230.80	5,802,438.24
101 - INSURANCE CLAIMS	194,254.34	852,211.56	1,339,720.04	0.00	1,145,465.70
<b>Report Surplus (Deficit):</b>	<b>59,254.34</b>	<b>4,807,482.20</b>	<b>7,221,389.08</b>	<b>-214,230.80</b>	<b>6,947,903.94</b>





# Pooled Cash Report - Multiple Fiscals

Upshur County

For the Period Ending 1/31/2023

ACCOUNT #	ACCOUNT NAME	BEGINNING BALANCE	CURRENT ACTIVITY	CURRENT BALANCE
<b>CLAIM ON CASH</b>				
<u>100-10000</u>	Claim on Pooled Cash - General Fund	14,422,421.89	3,561,913.02	17,984,334.91
<u>102-10000</u>	Claim on Pooled Cash - Salary Fund	2,108.30	996.89	3,105.19
<u>104-10000</u>	Claim on Pooled Cash - CETRZ Fund	30,942.19	0.00	30,942.19
<u>105-10000</u>	Claim on Pooled Cash - Road Damages	2,958.50	0.00	2,958.50
<u>184-10000</u>	Claim on Pooled Cash - JP Cash Bonds	5,003.31	0.00	5,003.31
<u>200-10000</u>	Claim on Pooled Cash - Courthouse Security	67,212.09	1,144.18	68,356.27
<u>201-10000</u>	Claim on Pooled Cash - Co. Records Mgmt & Presrv	134,403.39	205.49	134,608.88
<u>202-10000</u>	Claim on Pooled Cash - Law Library	9,498.47	(603.57)	8,894.90
<u>203-10000</u>	Claim on Pooled Cash - Child Protection Fee	3,021.00	(2,500.00)	521.00
<u>215-10000</u>	Claim on Pooled Cash	3,980.00	260.00	4,240.00
<u>216-10000</u>	Claim on Pooled Cash	13,457.96	530.05	13,988.01
<u>220-10000</u>	Claim on Pooled Cash - Co/Dist Ct Records Preserv	103,185.81	0.00	103,185.81
<u>221-10000</u>	Claim on Pooled Cash - Co/Dist Court Technology	10,505.70	30.49	10,536.19
<u>222-10000</u>	Claim on Pooled Cash - Dist Clerk Rec Mgmt	19,667.14	15.00	19,682.14
<u>223-10000</u>	Claim on Pooled Cash - Dist. Clerk Rec Archive	57,265.21	198.23	57,463.44
<u>224-10000</u>	Claim on Pooled Cash - Co. Clerk Rec Mgmt	374,257.32	(28,664.33)	345,592.99
<u>225-10000</u>	Claim on Pooled Cash - Co. Clerk Rec Archive	147,166.98	4,520.76	151,687.74
<u>226-10000</u>	Claim on Pooled Cash - Election Contracts	55,864.94	0.00	55,864.94
<u>227-10000</u>	Claim on Pooled Cash - JP Court Technology	51,724.09	(337.73)	51,386.36
<u>228-10000</u>	Claim on Pooled Cash - JP Courthouse Security	25,247.01	46.19	25,293.20
<u>229-10000</u>	Claim on Pooled Cash - Judicial Education	6,206.36	55.00	6,261.36
<u>230-10000</u>	Claim on Pooled Cash - Court Initiated Guardianship	37,874.74	360.00	38,234.74
<u>231-10000</u>	Claim on Pooled Cash	13,160.00	980.00	14,140.00
<u>232-10000</u>	Claim on Pooled Cash	4,014.00	336.00	4,350.00
<u>233-10000</u>	Claim on Pooled Cash	5,541.48	490.00	6,031.48
<u>234-10000</u>	Claim on Pooled Cash	17,000.00	1,575.00	18,575.00
<u>240-10000</u>	Claim on Pooled Cash - Tax Office VIT Interest Fun	15,802.48	(26.06)	15,776.42
<u>250-10000</u>	Claim on Pooled Cash - DA Forfeiture Fund	8,953.61	(209.11)	8,744.50
<u>251-10000</u>	Claim on Pooled Cash - DA Pretrial Intervention	9,415.21	(35.08)	9,380.13
<u>252-10000</u>	Claim on Pooled Cash - DA LEOSE	1,728.36	(589.93)	1,138.43
<u>255-10000</u>	Claim on Pooled Cash - DA Art 102.007 Fees	1,042.48	0.00	1,042.48
<u>270-10000</u>	Claim on Pooled Cash - Sheriff CCP 59	5,821.43	20.15	5,841.58
<u>271-10000</u>	Claim on Pooled Cash - Sheriff Federal Forfeitures	243,381.43	563.62	243,945.05
<u>272-10000</u>	Claim on Pooled Cash - LEOSE	13,037.10	0.00	13,037.10
<u>273-10000</u>	Claim on Pooled Cash	0.00	7,039.31	7,039.31
<u>274-10000</u>	Claim on Pooled Cash - Sheriff Project Lifesaver	5,047.64	0.00	5,047.64
<u>275-10000</u>	Claim on Pooled Cash - Union Grove IA Roads	14,167.13	0.00	14,167.13
<u>276-10000</u>	Claim on Pooled Cash - Sheriff Local Grant	1,127.09	0.00	1,127.09
<u>290-10000</u>	Claim on Pooled Cash - Constable 2 CCP 59	891.78	3.09	894.87
<u>291-10000</u>	Claim on Pooled Cash - LEOSE Constable #1	4,108.08	0.00	4,108.08
<u>292-10000</u>	Claim on Pooled Cash - LEOSE Constable #2	7,394.24	0.00	7,394.24
<u>293-10000</u>	Claim on Pooled Cash - LEOSE Constable #3	4,794.30	0.00	4,794.30
<u>294-10000</u>	Claim on Pooled Cash - LEOSE Constable #4	6,058.25	0.00	6,058.25
<u>300-10000</u>	Claim on Pooled Cash - DA Family Violence Grant	(1,287.60)	38.65	(1,248.95)
<u>301-10000</u>	Claim on Pooled Cash-TDEM CRF Grant	0.00	0.00	0.00
<u>302-10000</u>	Claim on Pooled Cash-Homeland Security Grant	0.00	0.00	0.00
<u>303-10000</u>	Claim on Pooled Cash - FEMA	19,690.98	0.00	19,690.98
<u>304-10000</u>	Claim on Pooled Cash-HAVA Grant	121.29	0.42	121.71
<u>305-10000</u>	Claim on Pooled Cash	0.00	0.00	0.00
<u>306-10000</u>	Claim on Pooled Cash - CTCL Grant	0.00	0.00	0.00
<u>308-10000</u>	Claim on Pooled Cash - Victim's Assistance Grant	(3,195.98)	(175.27)	(3,371.25)
<u>309-10000</u>	Claim on Pooled Cash-THC XII Grant	(3.00)	0.00	(3.00)
<u>310-10000</u>	Claim on Pooled Cash-HAVA Security Grant	106.65	0.37	107.02

ACCOUNT #	ACCOUNT NAME	BEGINNING BALANCE	CURRENT ACTIVITY	CURRENT BALANCE	
<u>320-10000</u>	Claim on Pooled Cash	0.00	0.00	0.00	
<u>321-10000</u>	Claim on Pooled Cash	0.12	0.00	0.12	
<u>322-10000</u>	Claim on Pooled Cash	0.00	0.00	0.00	
<u>324-10000</u>	Claim on Pooled Cash	(1,205.92)	0.00	(1,205.92)	
<u>325-10000</u>	Claim on Pooled Cash	3,997,395.75	(13,844.99)	3,983,550.76	
<u>400-10000</u>	Claim on Pooled Cash	0.00	0.00	0.00	
<u>401-10000</u>	Claim on Pooled Cash-Tax Note Series 2010	27,573.90	0.00	27,573.90	
<u>700-10000</u>	Claim on Pooled Cash - State Fees	55,686.04	(39,168.14)	16,517.90	
<u>701-10000</u>	Claim on Pooled Cash - Child Safety	1,238.14	7.19	1,245.33	
<u>702-10000</u>	Claim on Pooled Cash - Parks & Wildlife	2,918.67	(111.90)	2,806.77	
<u>900-10000</u>	Claim on Pooled Cash - CSCD Basic	217,179.44	(14,548.88)	202,630.56	
<u>901-10000</u>	Claim on Pooled Cash - CSCD 1 Comm Svc	23,360.38	(1,972.74)	21,387.64	
<u>902-10000</u>	Claim on Pooled Cash - CSCD 2 Mental Health	3,276.84	(1,195.10)	2,081.74	
<u>906-10000</u>	Claim on Pooled Cash - CSCD 6 Sex Offender Educa	6,480.00	(4,527.74)	1,952.26	
<u>910-10000</u>	Claim on Pooled Cash - CSCD 10 Drug Offender Cla	11,088.00	(2,550.00)	8,538.00	
<u>949-10000</u>	Claim on Pooled Cash - CSCD Local Fees	416,191.34	(2,324.42)	413,866.92	
<u>950-10000</u>	Claim on Pooled Cash - Juvenile Grant A	9,316.23	0.00	9,316.23	
<u>957-10000</u>	Claim on Pooled Cash - Juvenile Probation Fees	108,312.50	705.87	109,018.37	
<u>958-10000</u>	Claim on Pooled Cash - Juvenile Title IV-E	268,735.75	(5,513.64)	263,222.11	
<u>959-10000</u>	Claim on Pooled Cash - Juv Grant R	0.00	0.00	0.00	
<u>960-10000</u>	Claim on Pooled Cash - Juv Basic Supervision	62.28	18,310.62	18,372.90	
<u>961-10000</u>	Claim on Pooled Cash - Juvenile Community Progra	59,478.63	4,816.00	64,294.63	
<u>962-10000</u>	Claim on Pooled Cash - Juvenile Pre & Post Adjudic	(58,724.20)	(14,023.34)	(82,747.54)	
<u>963-10000</u>	Claim on Pooled Cash - Juvenile Commitment Diver	(18,605.69)	1,333.34	(17,272.35)	
<u>964-10000</u>	Claim on Pooled Cash - Juvenile Mental Health	29,398.00	940.00	30,338.00	
<u>969-10000</u>	Claim on Pooled Cash - Juvenile Local Funding	1,421.34	(2,246.27)	(824.93)	
<b>TOTAL CLAIM ON CASH</b>		<u>21,132,468.37</u>	<u>3,472,266.69</u>	<u>24,604,735.06</u>	
<b>CASH IN BANK</b>					
Cash in Bank					
<u>999-10100</u>	Pooled Cash Operating	0.00	0.00	0.00	
<u>999-10101</u>	Pooled Cash Holding	0.00	0.00	0.00	
<u>999-10105</u>	Payroll Clearing	(1,198.61)	0.00	(1,198.61)	
<u>999-10300</u>	Pooled Cash Operating - FNB	4,132,859.27	(2,094,603.32)	2,038,255.95	
<u>999-10301</u>	Pooled Cash Holding - FNB	1,066,811.04	93.53	1,066,904.57	
<u>999-10305</u>	Payroll Clearing - FNB	6,744.34	7.03	6,751.37	
<u>999-10307</u>	Unclaimed Property - FNB	15,132.93	1.33	15,134.26	
<u>999-10400</u>	Texpool Operating	15,912,119.40	5,566,768.12	21,478,887.52	
<b>TOTAL: Cash in Bank</b>		<u>21,132,468.37</u>	<u>3,472,266.69</u>	<u>24,604,735.06</u>	
<b>TOTAL CASH IN BANK</b>		<u>21,132,468.37</u>	<u>3,472,266.69</u>	<u>24,604,735.06</u>	
<b>DUE TO OTHER FUNDS</b>					
<u>999-26000</u>	Due To Other Funds	21,132,468.37	3,472,266.69	24,604,735.06	
<b>TOTAL DUE TO OTHER FUNDS</b>		<u>21,132,468.37</u>	<u>3,472,266.69</u>	<u>24,604,735.06</u>	
Claim on Cash	24,604,735.06	Claim on Cash	24,604,735.06	Cash in Bank	24,604,735.06
Cash in Bank	24,604,735.06	Due To Other Funds	24,604,735.06	Due To Other Funds	24,604,735.06
Difference	<u>0.00</u>	Difference	<u>0.00</u>	Difference	<u>0.00</u>